La TVMP realizza portastampi con centri di lavoro a controllo numerico, garantendo precisione nelle forature, con tolleranze che permettono l'intercambiabilità delle piastre in riferimento sia alle sedi delle colonne e bussole che sulle pareti laterali.

All'interno del catalogo viene riportata la tabella delle tolleranze.

Il catalogo è composto di quattro parti distinte:
1. Piastre normalizzate, rettificate e con foratura standard (rett. - Y - M e K)
2. Portastampi assemblati serie X - XE
3. Portastampi assemblati serie H - HE
4. Accessori, colonne - bussole - espulsori - ecc.

Materiali utilizzati per la costruzione di piastre standard:

- 1,1730 Acciaio al Carbonio
Carico unitario massimo di rottura a trazione: R*= 57 ÷ 77 Kg/mm2

C	Si	Mn	S	P
0,39 ÷ 0,53	0,12 ÷ 0,43	0,56 ÷ 0,84	0,030 ÷ 0,035	0,030 ÷ 0,035

- 1.2738 Acciaio al legato al Cr.Ni.Mo, bonificato
Carico unitario massimo di rottura a trazione: R*= 95 ÷ 110 Kg/mm2

C	Si	Mn	Cr	Ni	Mo	S	P
0,35 ÷ 0,45	0,2 ÷ 0,4	1,3 ÷ 1,6	1,8 ÷ 2,1	0,9 ÷ 1,2	0,15 ÷ 0,25	Max. 0,04	Max. 0,04

- 1.2085 Acciaio al legato al Cr., bonificato
Carico unitario massimo di rottura a trazione: R*= 95 ÷ 110 Kg/mm2

C	Si	Mn	Cr	Ni	S	P
0,28 ÷ 0,38	Max 1,00	Max 1,40	15,0 ÷ 17,0	Max 1,00	0,10 ÷ 0,05	Max. 0,03

L' Acciaio con codice 1.2085, è particolarmente indicato quando si vogliono ridurre i costi di manutenzione perché grazie alla sua inossidabilità previene e combatte l'ossidazione dei canali di condizionamento, mantenendo inalterata anche l'efficacia termica.

Il parco macchine in dotazione permette di eseguire tutte le lavorazioni necessarie in piastre a disegno, foratura profonda fino a 1.250 mm e lavorazioni inclinate con centri 5 Assi

Per ragioni di ordine interno la descrizione del materiale che appare sui documenti di spedizione avrà la seguente sigla:
- materiale **1.1730** nella descrizione **C40** e nel codice **C**
- materiale **1.2738** nella descrizione **P20** e nel codice **P**
- materiale **1.2085** nella descrizione **1.2085** e nel codice **Rx**

Nell'eventualità che non fosse possibile reperire il materiale a misura, il portastampo potrà avere misure inferiori rispetto allo standard riportato sul catalogo, senza tuttavia compromettere la precisione delle forature e l'intercambiabilità delle piastre.

Per un ordine chiaro e semplice Vi preghiamo di riportare il codice del prodotto, le dimensioni ed il tipo di materiale richiesto per esempio:

Portastampo XE 296x296 Y5=76 materiale P20 Y5/1=66 materiale C40 Y9=97
- cod. = tipo dim. Y5 mat. Y5/1 mat Y9
- cod. = XE 296x296 76 P 66 C 97

TVMP manufactures mould holders with numerically controlled machining centres, guaranteeing precision in drilling, with tolerances that allow the plates to be interchangeable with reference to both the guide pillars and bushings housings and the side walls.

A tolerance table is included in the catalogue.

The catalogue consists of four separate parts:
1. Standardised, ground plates and with standard bore (straight - Y - M and K)
2. Assembled mould holders X - XE series
3. Assembled mould holders H - HE series
4. Accessories, guide pillars - bushings - ejectors - etc.

Materials used for the construction of standard plates:

- 1.1730 Carbon steel
Maximum unit tensile breaking load: R*= 57 - 77 Kg/mm2

C	Si	Mn	S	P
0,39 - 0,53	0,12 - 0,43	0,56 - 0,84	0,030 - 0,035	0,030 - 0,035

- 1.2738 Cr.Ni.Mo alloy steel, hardened
Maximum unit tensile breaking load: R*= 95 - 110 Kg/mm2

C	Si	Mn	Cr	Ni	Mo	S	P
0,35 - 0,45	0,2 - 0,4	1,3 - 1,6	1,8 - 2,1	0,9 - 1,2	0,15 - 0,25	Max. 0.04	Max. 0.04

- 1.2085 Cr. alloy steel., hardened
Maximum unit tensile breaking load: R*= 95 - 110 Kg/mm2

C	Si	Mn	Cr	Ni	S	P
0,28 - 0,38	Max 1,00	Max 1,40	15,0 - 17,0	Max 1,00	0,10 - 0,05	Max. 0,03

Steel with code 1.2085, is particularly suitable when you want to reduce maintenance costs because thanks to its stainlessness it prevents and combats oxidation of air conditioning ducts, while also maintaining thermal efficiency.

The machine fleet allows for all necessary machining operations in plates according to drawing, deep drilling up to 1.250 mm and inclined machining with 5-axis centres

For reasons of internal order, the description of the material appearing on the shipping documents will have the following abbreviation:
- material **1.1730** in description **C40** and code **C**
- material **1.2738** in description **P20** and in code **P**
- material **1.2085** in description **1.2085** and in code **Rx**

In the event that it is not possible to find the material to size, the mould holder may have smaller dimensions than the standard shown in the catalogue, without, however, compromising the precision of the holes and the interchangeability of the plates.

For a clear and simple order, please state the product code, the dimensions and the type of material required, for example:

Mould Holder XE 296x296 Y5=76 material P20 Y5/1=66 material C40 Y9=97
- code = type dim. Y5 mat. Y5/1 mat Y9
- code = XE 296x296 76 P 66 C 97

Tolleranze

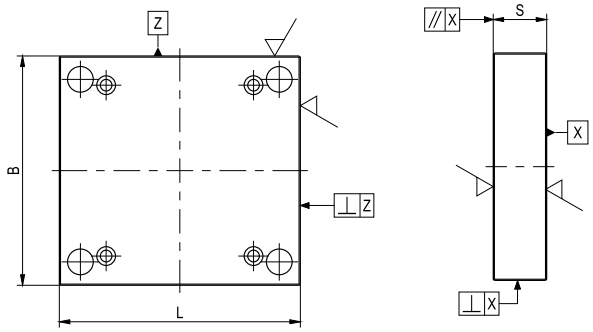

B/L	**Y-K ...**	**Y4-M-Y5 Y5/1-K4-M**			**Y-K ...**	**Y-K ...**
	+0.10 0	±0.015				
S	**Mat.**	**Y-K**	// Y	/100	0,006	0,006
	1730	+0.10 0	⊥ Y	/100	0,04	0,01
	2738		⊥ Z	/100	0,04	0,01
	2085		⊥		1,0	1,0

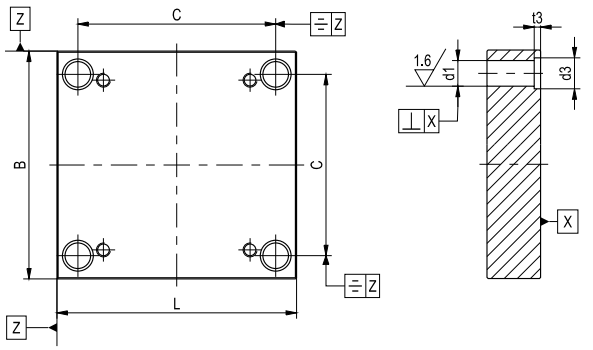

C	**B-L**	**Y-K ...**	**d3**		+0.5 0	
	≤ 296	±0.006	**t3**		+0.2 0	
	≤ 496	±0.010		**B\L**	**Y-K..**	**Y-K..**
	≤ 796	±0.014				
			⊥ Y	/100	0.006	
d1	B-L	Y-K ...	**÷Z**	≤ 296		0.010
	≤ 296	+ 0,022 0		≤ 496	0.10	0.015
	≤ 496	+ 0,025 0		≤ 796		0.020
	≤ 796	+ 0,025 0				

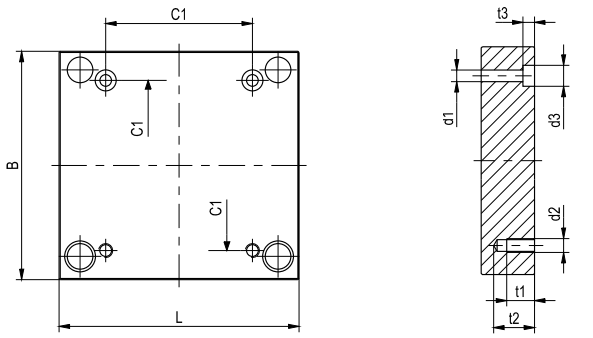

d2	M8	M10	M12	M14	M16	M20
t1 (min)	16	23	27	30	33	37
t2 (max)	25	29	33	36	40	45
t3	±0.2	±0.2			±0.2	
d1	+0.2 0	+0.2 0			+0.2 0	
d3	+0.2 0	+0.2 0			+0.2 0	

C1	**B-L**	**Y-K ...**
	≤ 296	± 0,1
	≤ 496	± 0,1
	≤ 796	± 0,1

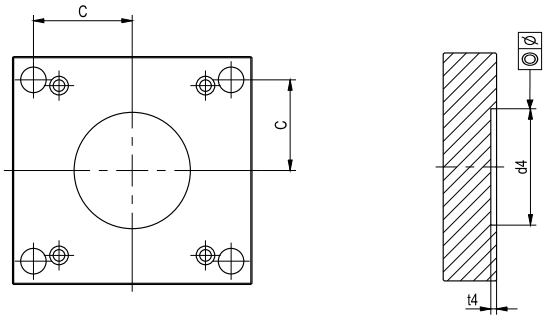

d4	+0,035 0	
t4	+0,1 0	
◎ Ø	**C**	
	≤ 200	0,05
	≤ 400	0,05

Piastre rettificate acciaio 1.1730
Ground plates in 1.1730 steel

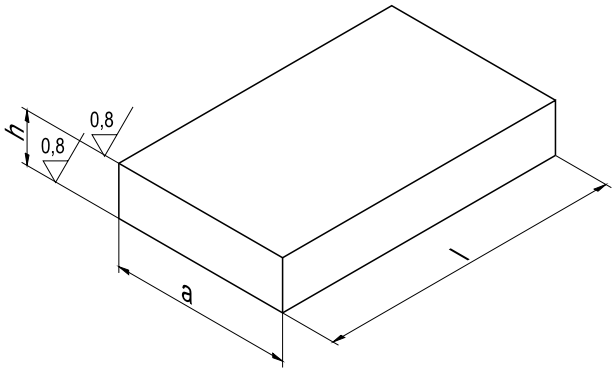

COD Tipoalh

Mat.1730		H										
a	l	22	26	36	46	56	66	76	96	116	146	170
156	156	●	●	●	●	●	●	●				
	196	●	●	●	●	●	●	●				
	246	●	●	●	●	●	●	●				
196	196	●	●	●	●	●	●	●	●			
	246	●	●	●	●	●	●	●	●			
	296	●	●	●	●	●	●	●	●			
	346	●	●	●	●	●	●	●	●			
	446	●	●	●	●	●	●	●	●			
246	246	●	●	●	●	●	●	●	●			
	296	●	●	●	●	●	●	●	●			
	346	●	●	●	●	●	●	●	●			
	396	●	●	●	●	●	●	●	●			
	496	●	●	●	●	●	●	●	●			
296	296		●	●	●	●	●	●	●	●		
	346		●	●	●	●	●	●	●	●		
	396		●	●	●	●	●	●	●	●		
	446		●	●	●	●	●	●	●	●		
	546		●	●	●	●	●	●	●	●		
346	346		●	●	●	●	●	●	●	●		
	396		●	●	●	●	●	●	●	●		
	446		●	●	●	●	●	●	●	●		
	496		●	●	●	●	●	●	●	●		
	596		●	●	●	●	●	●	●	●		
396	396		●	●	●	●	●	●	●	●	●	
	446		●	●	●	●	●	●	●	●	●	
	496		●	●	●	●	●	●	●	●	●	
	546		●	●	●	●	●	●	●	●	●	
	646		●	●	●	●	●	●	●	●	●	
446	446		●	●	●	●	●	●	●	●	●	
	496		●	●	●	●	●	●	●	●	●	
	546		●	●	●	●	●	●	●	●	●	
	596		●	●	●	●	●	●	●	●	●	
	696		●	●	●	●	●	●	●	●	●	
496	496			●	●	●	●	●	●	●	●	●
	596			●	●	●	●	●	●	●	●	●
	696			●	●	●	●	●	●	●	●	●
546	496			●								
	596			●								
	696			●								
596	596			●	●	●	●	●	●	●	●	●
	696			●	●	●	●	●	●	●	●	●
	796			●	●	●	●	●	●	●	●	●
646	596			●								
	696			●								
	796			●								

Piastre rettificate acciaio bonificato e acciaio bonificato inossidabile
Ground plates in hardened steel and hardened stainless steel

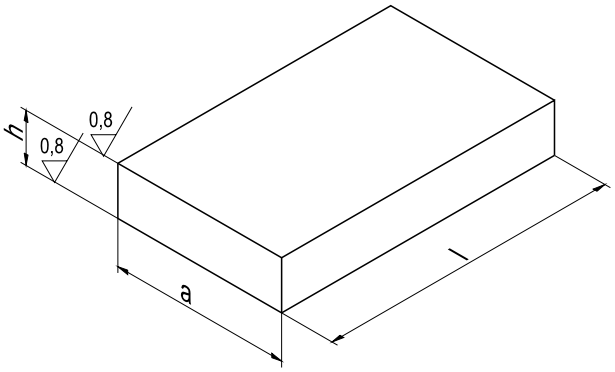

COD TipoalhMat

Mat.2738 Mat.2085*		h										
a	l	22	26	36	46	56	66	76	96	116	146	170
156	156		●	●	●	●	●	●				
	196		●	●	●	●	●	●				
	246		●	●	●	●	●	●				
196	196		●	●	●	●	●	●	●			
	246		●	●	●	●	●	●	●			
	296		●	●	●	●	●	●	●			
	346		●	●	●	●	●	●	●			
	446		●	●	●	●	●	●	●			
246	246		●	●	●	●	●	●	●			
	296		●	●	●	●	●	●	●			
	346		●	●	●	●	●	●	●			
	396		●	●	●	●	●	●	●			
	496		●	●	●	●	●	●	●			
296	296			●	●	●	●	●	●	●		
	346			●	●	●	●	●	●	●		
	396			●	●	●	●	●	●	●		
	446			●	●	●	●	●	●	●		
	546			●	●	●	●	●	●	●		
346	346			●	●	●	●	●	●	●		
	396			●	●	●	●	●	●	●		
	446			●	●	●	●	●	●	●		
	496			●	●	●	●	●	●	●		
	596			●	●	●	●	●	●	●		
396	396				●	●	●	●	●	●	●	
	446				●	●	●	●	●	●	●	
	496				●	●	●	●	●	●	●	
	546				●	●	●	●	●	●	●	
	646				●	●	●	●	●	●	●	
446	446				●	●	●	●	●	●	●	
	496				●	●	●	●	●	●	●	
	546				●	●	●	●	●	●	●	
	596				●	●	●	●	●	●	●	
	696				●	●	●	●	●	●	●	
496	496				●	●	●	●	●	●	●	●
	596				●	●	●	●	●	●	●	●
	696				●	●	●	●	●	●	●	●
596	596				●	●	●	●	●	●	●	●
	696				●	●	●	●	●	●	●	●
	796				●	●	●	●	●	●	●	●

*Materiale a richiesta

Piastre rettificate acciaio 1.1730
Ground plates in 1.170 steel

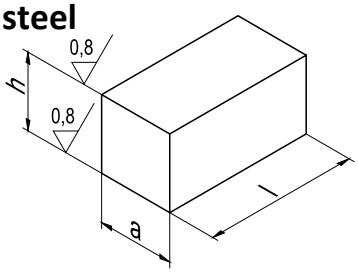

COD Tipoalh

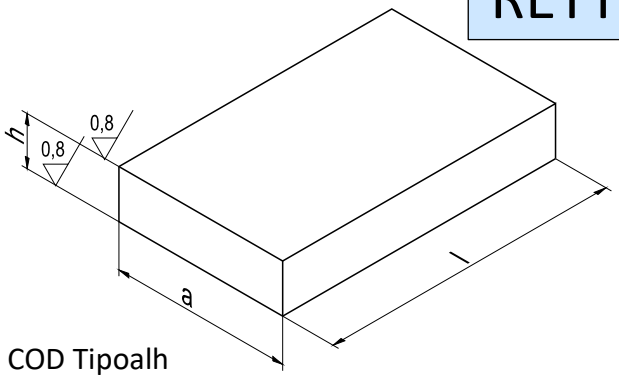

COD Tipoalh

Mat.1730		H			
a	l	57	77	97	117
30/28	156	●	●	●	
	196	●	●	●	
	246	●	●	●	
33	296	●	●	●	●
	346	●	●	●	●
	396	●	●	●	●
	446	●	●	●	●
	496	●	●	●	●
	546	●	●	●	●
	596	●	●	●	●
38/28	196	●	●	●	●
	246	●	●	●	●
	296	●	●	●	●
	346	●	●	●	●
	446	●	●	●	●
43/28	246	●	●	●	●
	296	●	●	●	●
	346	●	●	●	●
	396	●	●	●	●
	496	●	●	●	●
48	296	●	●	●	●
	346	●	●	●	●
	396	●	●	●	●
	446	●	●	●	●
	496	●	●	●	●
	546	●	●	●	●
	596	●	●	●	●
	646	●	●	●	●
	696	●	●	●	●
57	396		●	●	●
	446		●	●	●
	496		●	●	●
	546		●	●	●
	596		●	●	●
	646		●	●	●
	696		●	●	●
	796		●	●	●
72	496		●	●	●
	596		●	●	●
	696		●	●	●
	796		●	●	●

Mat.1730		h		
a	l	12	18	22
92/96	156	●	●	
	196	●	●	
	246	●	●	
116	196	●	●	
	246	●	●	
	296	●	●	
	346	●	●	
	446	●	●	
156	246	●	●	
	296	●	●	
	346	●	●	
	396	●	●	
	496		●	
196	296	●	●	
	346	●	●	
	396	●	●	
	446	●	●	
	546		●	
246	346		●	
	396		●	
	446		●	
	496		●	
	596		●	
296/276	396		●	
	446		●	
	496		●	
	546		●	
	646		●	
346/326	446		●	
	496		●	●
	546		●	
	596		●	●
	696		●	●
446	596			●
	696			●
	796			●

Y3-Y6-Y7

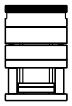

Y3

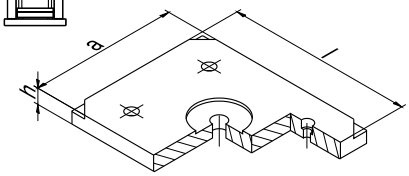

COD Tipoalh

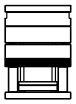

Y6

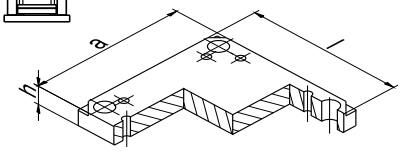

COD Tipoalh

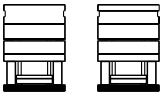

Y7

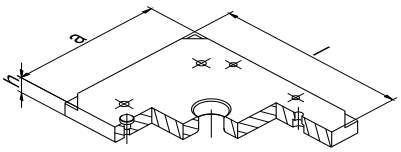

COD Tipoalh

Mat.1730		Y3			Y6				Y7		
		h			h				h		
a	l	22	26	36	26	36	46	56	22	26	36
156	156	●			●				●		
	196	●			●				●		
	246	●			●				●		
196	196	●			●				●		
	246	●			●				●		
	296	●			●				●		
	346	●			●				●		
	446	●			●				●		
246	246	●				●			●		
	296	●				●			●		
	346	●				●			●		
	396	●				●			●		
	496	●				●			●		
296	296		●			●				●	
	346		●			●				●	
	396		●			●				●	
	446		●			●				●	
	546		●			●				●	
346	346		●				●			●	
	396		●				●			●	
	446		●				●			●	
	496		●				●			●	
	596		●				●			●	
396	396		●				●			●	
	446		●				●			●	
	496		●				●			●	
	546		●				●			●	
	646		●				●			●	
446	446		●				●			●	
	496		●				●			●	
	546		●				●			●	
	596		●				●			●	
	696		●				●			●	
496	496			●				●			●
	596			●				●			●
	696			●				●			●
596	596			●				●			●
	696			●				●			●
	796			●				●			●

Y8-Y9-Y12-Y11

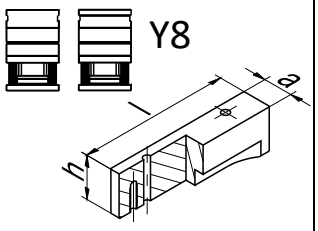

COD Tipoalh

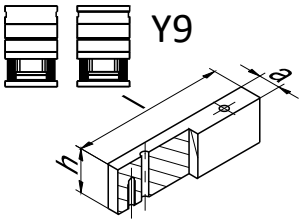

COD Tipoalh

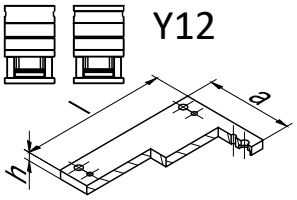

COD Tipoalh

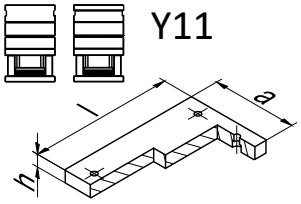

COD Tipoalh

Mat.1730		Y8						Y9						Y12					Y11	
		a	l	h				a	l	h				a	l	h			h	
Serie				57	77	97	117			57	77	97	117			12	18	22	18	22
156	156	28	156	●	●	●								96	156	●			●	
	196		196	●	●	●									196	●			●	
	246		246	●	●	●									246	●			●	
196	196	38	196	●	●	●	●	28	196	●	●	●	●	116	196	●			●	
	246		246	●	●	●	●		246	●	●	●	●		246	●			●	
	296		296	●	●	●	●		296	●	●	●	●		296	●			●	
	346		346	●	●	●	●		346	●	●	●	●		346	●			●	
	446		446	●	●	●	●		446	●	●	●	●		446	●			●	
246	246	43	246	●	●	●	●	28	246	●	●	●	●	156	246	●			●	
	296		296	●	●	●	●		296	●	●	●	●		296	●			●	
	346		346	●	●	●	●		346	●	●	●	●		346	●			●	
	396		396	●	●	●	●		396	●	●	●	●		396	●			●	
	496		496	●	●	●	●		496	●	●	●	●		496		●		●	
296	296	48	296	●	●	●	●	33	296	●	●	●	●	196	296	●			●	
	346		346	●	●	●	●		346	●	●	●	●		346	●			●	
	396		396	●	●	●	●		396	●	●	●	●		396	●			●	
	446		446	●	●	●	●		446	●	●	●	●		446	●			●	
	546		546	●	●	●	●		546	●	●	●	●		546		●		●	
346	346	48	346	●	●	●	●	33	346	●	●	●	●	246	346		●		●	
	396		396	●	●	●	●		396	●	●	●	●		396		●		●	
	446		446	●	●	●	●		446	●	●	●	●		446		●		●	
	496		496	●	●	●	●		496	●	●	●	●		496		●		●	
	596		496	●	●	●	●		596	●	●	●	●		596		●		●	
396	396	48	396	●	●	●	●							296	396		●		●	
	446		446	●	●	●	●								446		●		●	
	496		496	●	●	●	●								496		●		●	
	546		546	●	●	●	●								546		●		●	
	646		646	●	●	●	●								646		●		●	
446	446	48	446	●	●	●	●							346	446		●		●	
	496		496	●	●	●	●								496		●		●	
	546		546	●	●	●	●								546		●		●	
	596		596	●	●	●	●								596		●		●	
	696		696	●	●	●	●								696		●		●	
496	496	72	496		●	●	●	57	496		●	●	●	346	496			●		●
	596		596		●	●	●		596		●	●	●		596			●		●
	696		696		●	●	●		696		●	●	●		696			●		●
596	596	72	596		●	●	●	57	596		●	●	●	446	596			●		●
	696		696		●	●	●		696		●	●	●		696			●		●
	796		796		●	●	●		796		●	●	●		796			●		●

Y1-Y2

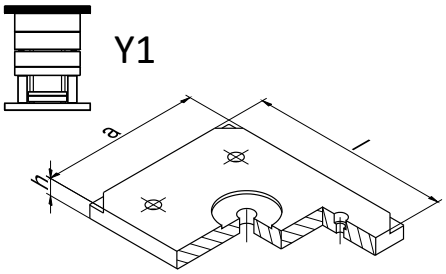

COD Tipoalh

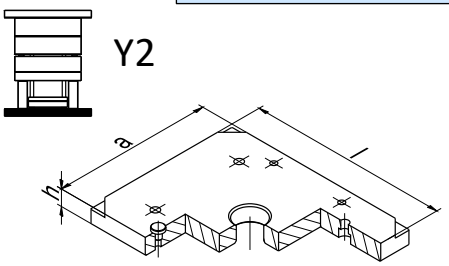

COD Tipoalh

Mat.1730				h							
				Y1				Y2			
Serie X		a	l	22	26	36		22	26	36	
156	156	196	156	●				●			
	196		196	●				●			
	246		246	●				●			
196	196	246	196	●				●			
	246		246	●				●			
	296		296	●				●			
	346		346	●				●			
	446		446	●				●			
246	246	296	246		●				●		
	296		296		●				●		
	346		346		●				●		
	396		396		●				●		
	496		496		●				●		
296	296	296	296		●				●		
	346		346		●				●		
	396		396		●				●		
	446		446		●				●		
	546		546		●				●		
346	346	396	346		●				●		
	396		396		●				●		
	446		446		●				●		
	496		496		●				●		
	596		596		●				●		
396	396	446	396		●				●		
	446		446		●				●		
	496		496		●				●		
	546		546		●				●		
	646		646		●				●		
446	446	496	446			●				●	
	496		496			●				●	
	546		546			●				●	
	596		596			●				●	
	696		696			●				●	
496	496	546	496			●				●	
	596		596			●				●	
	696		696			●				●	
596	596	646	596			●				●	
	696		696			●				●	
	796		796			●				●	

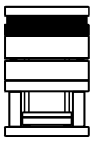

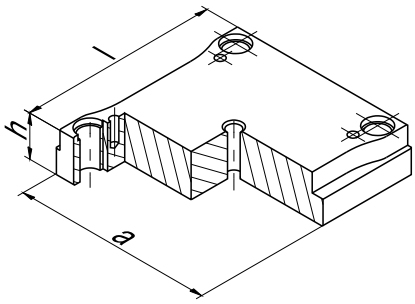

COD TipoalhMat

Mat. 1730-2738-2085*		Y4									
		h									
a	l	26	36	46	56	66	76	96	116	146	170
156	156	●	●	●	●						
	196	●	●	●	●						
	246	●	●	●	●						
196	296	●	●	●	●	●	●				
	246	●	●	●	●	●	●				
	296	●	●	●	●	●	●				
	346	●	●	●	●	●	●				
	446	●	●	●	●	●	●				
246	246	●	●	●	●	●	●				
	296	●	●	●	●	●	●				
	346	●	●	●	●	●	●				
	396	●	●	●	●	●	●				
	496	●	●	●	●	●	●				
296	296		●	●	●	●	●	●			
	346		●	●	●	●	●	●			
	396		●	●	●	●	●	●			
	446		●	●	●	●	●	●			
	546		●	●	●	●	●	●			
346	346			●	●	●	●	●			
	396			●	●	●	●	●			
	446			●	●	●	●	●			
	496			●	●	●	●	●			
	596			●	●	●	●	●			
396	396			●	●	●	●	●			
	446			●	●	●	●	●			
	496			●	●	●	●	●			
	546			●	●	●	●	●			
	646			●	●	●	●	●			
446	446			●	●	●	●	●			
	496			●	●	●	●	●			
	546			●	●	●	●	●			
	596			●	●	●	●	●			
	696			●	●	●	●	●			
496	496			●	●	●	●	●	●		
	596			●	●	●	●	●	●		
	696			●	●	●	●	●	●		
596	596			●	●	●	●	●	●		
	696			●	●	●	●	●	●		
	796			●	●	●	●	●	●		

*Mat. 2085 a richiesta

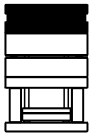

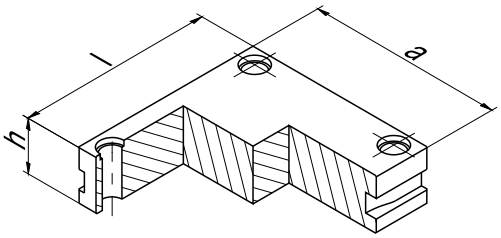

COD TipoalhMat

Mat. 1730-2738-2085*		Y5									
		h									
a	l	26	36	46	56	66	76	96	116	146	170
156	156			●	●	●	●				
	196			●	●	●	●				
	246			●	●	●	●				
196	296			●	●	●	●	●			
	246			●	●	●	●	●			
	296			●	●	●	●	●			
	346			●	●	●	●	●			
	446			●	●	●	●	●			
246	246			●	●	●	●	●			
	296			●	●	●	●	●			
	346			●	●	●	●	●			
	396			●	●	●	●	●			
	496			●	●	●	●	●			
296	296			●	●	●	●	●	●		
	346			●	●	●	●	●	●		
	396			●	●	●	●	●	●		
	446			●	●	●	●	●	●		
	546			●	●	●	●	●	●		
346	346				●	●	●	●	●		
	396				●	●	●	●	●		
	446				●	●	●	●	●		
	496				●	●	●	●	●		
	596				●	●	●	●	●		
396	396				●	●	●	●	●	●	
	446				●	●	●	●	●	●	
	496				●	●	●	●	●	●	
	546				●	●	●	●	●	●	
	646				●	●	●	●	●	●	
446	446				○	●	●	●	●	●	
	496				○	●	●	●	●	●	
	546				○	●	●	●	●	●	
	596				○	●	●	●	●	●	
	696				○	●	●	●	●	●	
496	496					●	●	●	●	●	●
	596					●	●	●	●	●	●
	696					●	●	●	●	●	●
596	596					●	●	●	●	●	●
	696					●	●	●	●	●	●
	796					●	●	●	●	●	●

*Mat. 2085 a richiesta

M-Y5/1

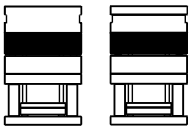

M

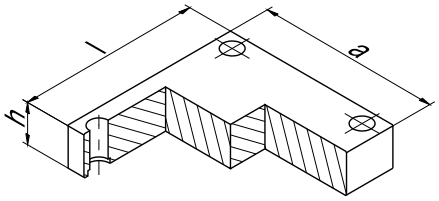

COD TipoalhMat

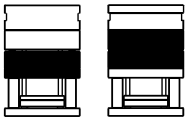

Y5/1

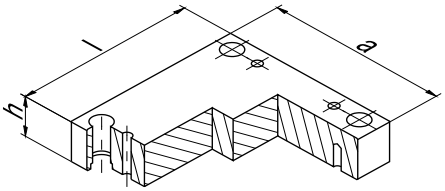

COD TipoalhMat

Mat. 1730-2738-2085*		M-Y5/1									
		H									
a	l	26	36	46	56	66	76	96	116	146	170
156	156	●	●	●	●	●	●				
	196	●	●	●	●	●	●				
	246	●	●	●	●	●	●				
196	196	●	●	●	●	●	●	●			
	246	●	●	●	●	●	●	●			
	296	●	●	●	●	●	●	●			
	346	●	●	●	●	●	●	●			
	446	●	●	●	●	●	●	●			
246	246	●	●	●	●	●	●	●			
	296	●	●	●	●	●	●	●			
	346	●	●	●	●	●	●	●			
	396	●	●	●	●	●	●	●			
	496	●	●	●	●	●	●	●			
296	296		●	●	●	●	●	●	●		
	346		●	●	●	●	●	●	●		
	396		●	●	●	●	●	●	●		
	446		●	●	●	●	●	●	●		
	546		●	●	●	●	●	●	●		
346	346			●	●	●	●	●	●		
	396			●	●	●	●	●	●		
	446			●	●	●	●	●	●		
	496			●	●	●	●	●	●		
	596			●	●	●	●	●	●		
396	396			●	●	●	●	●	●	●	
	446			●	●	●	●	●	●	●	
	496			●	●	●	●	●	●	●	
	546			●	●	●	●	●	●	●	
	646			●	●	●	●	●	●	●	
446	446			●	●	●	●	●	●	●	
	496			●	●	●	●	●	●	●	
	546			●	●	●	●	●	●	●	
	596			●	●	●	●	●	●	●	
	696			●	●	●	●	●	●	●	
496	496			●	●	●	●	●	●	●	●
	596			●	●	●	●	●	●	●	●
	696			●	●	●	●	●	●	●	●
596	596			●	●	●	●	●	●	●	●
	696			●	●	●	●	●	●	●	●
	796			●	●	●	●	●	●	●	●

*Mat. 2085 a richiesta

Cava staffaggio
Bracket socket

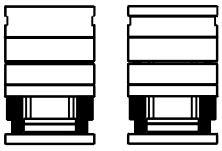

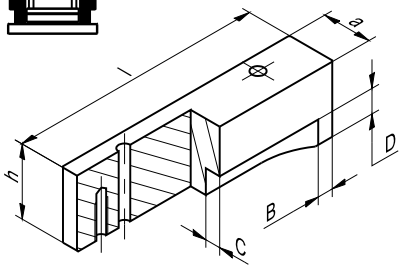

COD Tipoalh

Mat.1730		Lavorazioni-Y8								
		a	l	h				B	D	C
Serie				57	77	97	117			
156	156	28	156	●	●	●		11	12	20
	196		196	●	●	●				
	246		246	●	●	●				
196	196	38	196	●	●	●		11	12	20
	246		246	●	●	●				
	296		296	●	●	●				
	346		346	●	●	●				
	446		446	●	●	●				
246	246	43	246	●	●	●	●	11	12	20
	296		296	●	●	●	●			
	346		346	●	●	●	●			
	396		396	●	●	●	●			
	496		496	●	●	●	●			
296	296	48	296	●	●	●	●	11	12	25
	346		346	●	●	●	●			
	396		396	●	●	●	●			
	446		446	●	●	●	●			
	546		596	●	●	●	●			
346	346	48	346	●	●	●	●	11	12	25
	396		396	●	●	●	●			
	446		446	●	●	●	●			
	496		496	●	●	●	●			
	596		496	●	●	●	●			
396	396	48	396	●	●	●	●	11	12	25
	446		446	●	●	●	●			
	496		496	●	●	●	●			
	546		546	●	●	●	●			
	646		646	●	●	●	●			
446	446	48	446	●	●	●	●	11	12	25
	496		496	●	●	●	●			
	546		546	●	●	●	●			
	596		596	●	●	●	●			
	696		696	●	●	●	●			
496	496	72	496		●	●	●	11	12	25
	596		596		●	●	●			
	696		696		●	●	●			
596	596	72	596		●	●	●	11	12	25
	696		696		●	●	●			
	796		796		●	●	●			

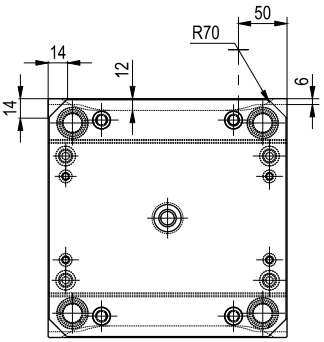

Profondità 3mm

Serie 156

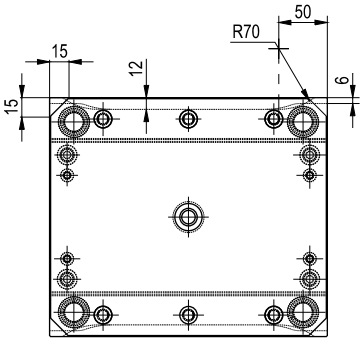

Profondità 3mm

Serie 196

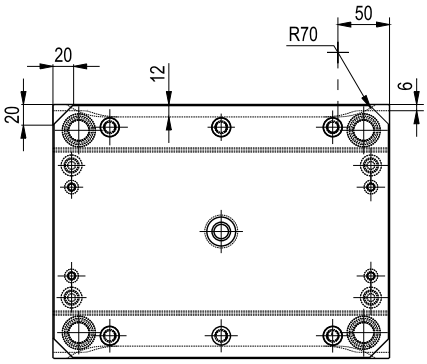

Profondità 3mm

Serie 246

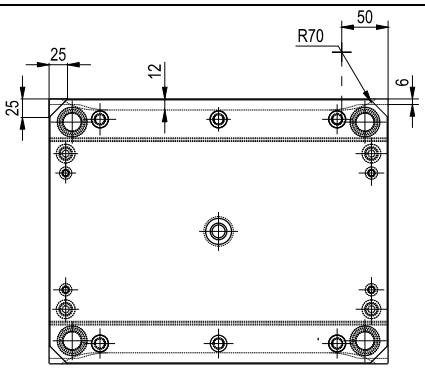

Profondità 3mm

Serie 296

Serie 346

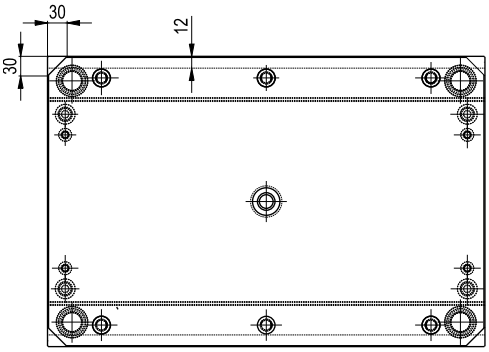

Profondità 3mm

Serie 446

Serie 496

Serie 596

Serie 696

Serie 796

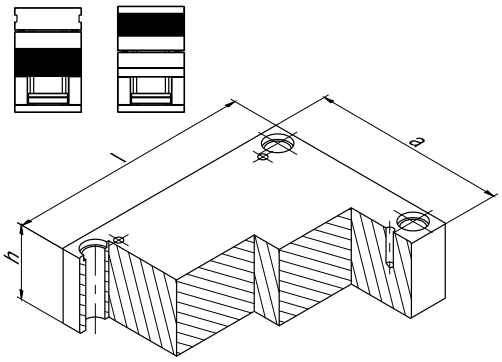

COD TipoalhMat

Mat. 1730-2738-2085*		K4									
		H									
a	l	26	36	46	56	66	76	96	116	146	170
156	156	●	●	●	●						
	196	●	●	●	●						
	246	●	●	●	●						
196	296	●	●	●	●	●	●				
	246	●	●	●	●	●	●				
	296	●	●	●	●	●	●				
	346	●	●	●	●	●	●				
	446	●	●	●	●	●	●				
246	246	●	●	●	●	●	●				
	296	●	●	●	●	●	●				
	346	●	●	●	●	●	●				
	396	●	●	●	●	●	●				
	496	●	●	●	●	●	●				
296	296		●	●	●	●	●	●			
	346		●	●	●	●	●	●			
	396		●	●	●	●	●	●			
	446		●	●	●	●	●	●			
	546		●	●	●	●	●	●			
346	346			●	●	●	●	●			
	396			●	●	●	●	●			
	446			●	●	●	●	●			
	496			●	●	●	●	●			
	596			●	●	●	●	●			
396	396			●	●	●	●	●			
	446			●	●	●	●	●			
	496			●	●	●	●	●			
	546			●	●	●	●	●			
	646			●	●	●	●	●			
446	446			●	●	●	●	●			
	496			●	●	●	●	●			
	546			●	●	●	●	●			
	596			●	●	●	●	●			
	696			●	●	●	●	●			
496	496			●	●	●	●	●	●		
	596			●	●	●	●	●	●		
	696			●	●	●	●	●	●		
596	596			●	●	●	●	●	●		
	696			●	●	●	●	●	●		
	796			●	●	●	●	●	●		

*Mat. 2085 a richiesta

K7-K6-K2

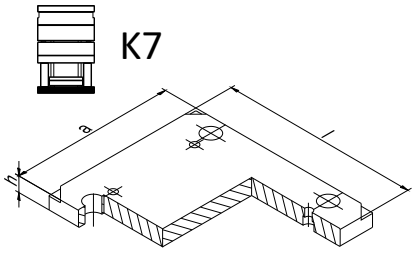

COD Tipoalh

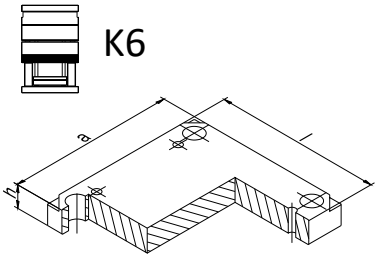

COD Tipoalh

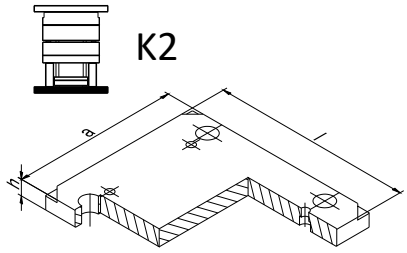

COD Tipoalh

Mat.1730		K7			K6				K2						
		h			h				Serie		a	l	h		
a	l	22	26	36	26	36	46	56					22	26	36
156	156	●			●				156	156	196	156	●		
	196	●			●					196		196	●		
	246	●			●					246		246	●		
196	196	●			●				196	196	246	196	●		
	246	●			●					246		246	●		
	296	●			●					296		296	●		
	346	●			●					346		346	●		
	446	●			●					446		446	●		
246	246	●				●			246	246	296	246		●	
	296	●				●				296		296		●	
	346	●				●				346		346		●	
	396	●				●				396		396		●	
	496	●				●				496		496		●	
296	296		●			●			296	296	296	296		●	
	346		●			●				346		346		●	
	396		●			●				396		396		●	
	446		●			●				446		446		●	
	546		●			●				546		546		●	
346	346		●				●		346	346	396	346		●	
	396		●				●			396		396		●	
	446		●				●			446		446		●	
	496		●				●			496		496		●	
	596		●				●			596		596		●	
396	396		●				●		396	396	446	396		●	
	446		●				●			446		446		●	
	496		●				●			496		496		●	
	546		●				●			546		546		●	
	646		●				●			646		646		●	
446	446		●				●		446	446	496	446			●
	496		●				●			496		496			●
	546		●				●			546		546			●
	596		●				●			596		596			●
	696		●				●			696		696			●
496	496			●				●	496	496	546	496			●
	596			●				●		596		596			●
	696			●				●		696		696			●
596	596			●				●	596	596	646	596			●
	696			●				●		696		696			●
	796			●				●		796		796			●

K8-K12-K11

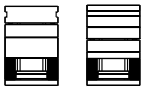

K8

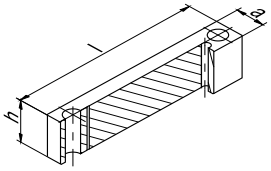

COD Tipoalh

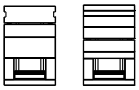

K12

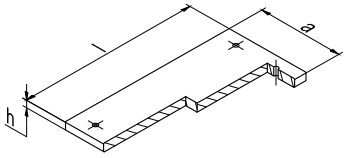

COD Tipoalh

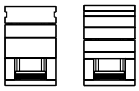

K11

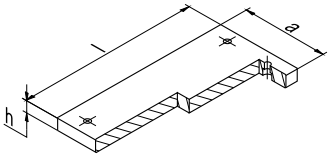

COD Tipoalh

Mat.1730		K8						K12-K11		K12			K11	
		a	l	h				a	l	h			H	
Serie				57	77	97	117			12	18	22	18	22
156	156	30	156	●	●	●		92	156	●			●	
	196		196	●	●	●			196	●			●	
	246		246	●	●	●			246	●			●	
196	196	38	196	●	●	●		116	196	●			●	
	246		246	●	●	●			246	●			●	
	296		296	●	●	●			296	●			●	
	346		346	●	●	●			346	●			●	
	446		446	●	●	●			446	●			●	
246	246	43	246	●	●	●	●	156	246	●			●	
	296		296	●	●	●	●		296	●			●	
	346		346	●	●	●	●		346	●			●	
	396		396	●	●	●	●		396	●			●	
	496		496	●	●	●	●		496	●			●	
296	296	48	296	●	●	●	●	196	296	●			●	
	346		346	●	●	●	●		346	●			●	
	396		396	●	●	●	●		396	●			●	
	446		446	●	●	●	●		446	●			●	
	546		546	●	●	●	●		546	●			●	
346	346	48	346	●	●	●	●	246	346		●		●	
	396		396	●	●	●	●		396		●		●	
	446		446	●	●	●	●		446		●		●	
	496		496	●	●	●	●		496		●		●	
	596		496	●	●	●	●		596		●		●	
396	396	57	396	●	●	●	●	276	396		●		●	
	446		446	●	●	●	●		446		●		●	
	496		496	●	●	●	●		496		●		●	
	546		546	●	●	●	●		546		●		●	
	646		646	●	●	●	●		646		●		●	
446	446	57	446	●	●	●	●	326	446		●		●	
	496		496	●	●	●	●		496		●		●	
	546		546	●	●	●	●		546		●		●	
	596		596	●	●	●	●		596		●		●	
	696		696	●	●	●	●		696		●		●	
496	496	72	496		●	●	●	346	496			●		●
	596		596		●	●	●		596			●		●
	696		696		●	●	●		696			●		●
596	596	72	596		●	●	●	446	596			●		●
	696		696		●	●	●		696			●		●
	796		796		●	●	●		796			●		●

Piastre isolanti
Thermal insulating sheet

PS-IS

Temperature massima:
Long therm: 250 °C
Short therm: 280°C
Resistenza a compressione (EN ISO 604)
Temp. Ambiente 750 N/mm²
A 200°C 00 N/mm²
Conduttività termica (DIN 56 512)
Temp. Ambiente 0.25 W/mK
A 200°C 0.35 W/m

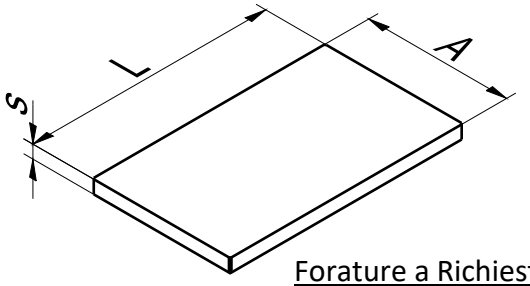

Linear coefficient (DIN 53 752)
Direzioni X e Y 11x10-6 1/K
Direzione Z 60x10-6 1/K
Resistenza a flessione (EN 63)
Temp ambiente 500 N/mm²
A 200°C 300 N/mm²
Densità
2 g/cm³

Forature a Richiesta

COD TipoALS

		Piastre isolanti			
Serie	A	L	S=6	S=8	S=10
156	154	154	●	○	○
		194	●	○	○
		244	●	○	○
196	194	194	●	○	○
		244	●	○	○
		294	●	○	○
		344	●	○	○
		444	●	○	○
246	244	244	●	○	○
		294	●	○	○
		344	●	○	○
		394	●	○	○
		494	●	○	○
296	294	294	●	○	○
		344	●	○	○
		394	●	○	○
		444	●	○	○
		544	●	○	○
346	344	344	●	○	○
		394	●	○	○
		444	●	○	○
		494	●	○	○
		594	●	○	○
396	394	394	●	○	○
		444	●	○	○
		494	●	○	○
		544	●	○	○
		644	●	○	○
446	444	444	●	○	○
		494	●	○	○
		544	●	○	○
		594	●	○	○
		694	●	○	○
496	494	494	●	○	○
		594	●	○	○
		694	●	○	○
596	594	594	●	○	○
		694	●	○	○
		794	●	○	○

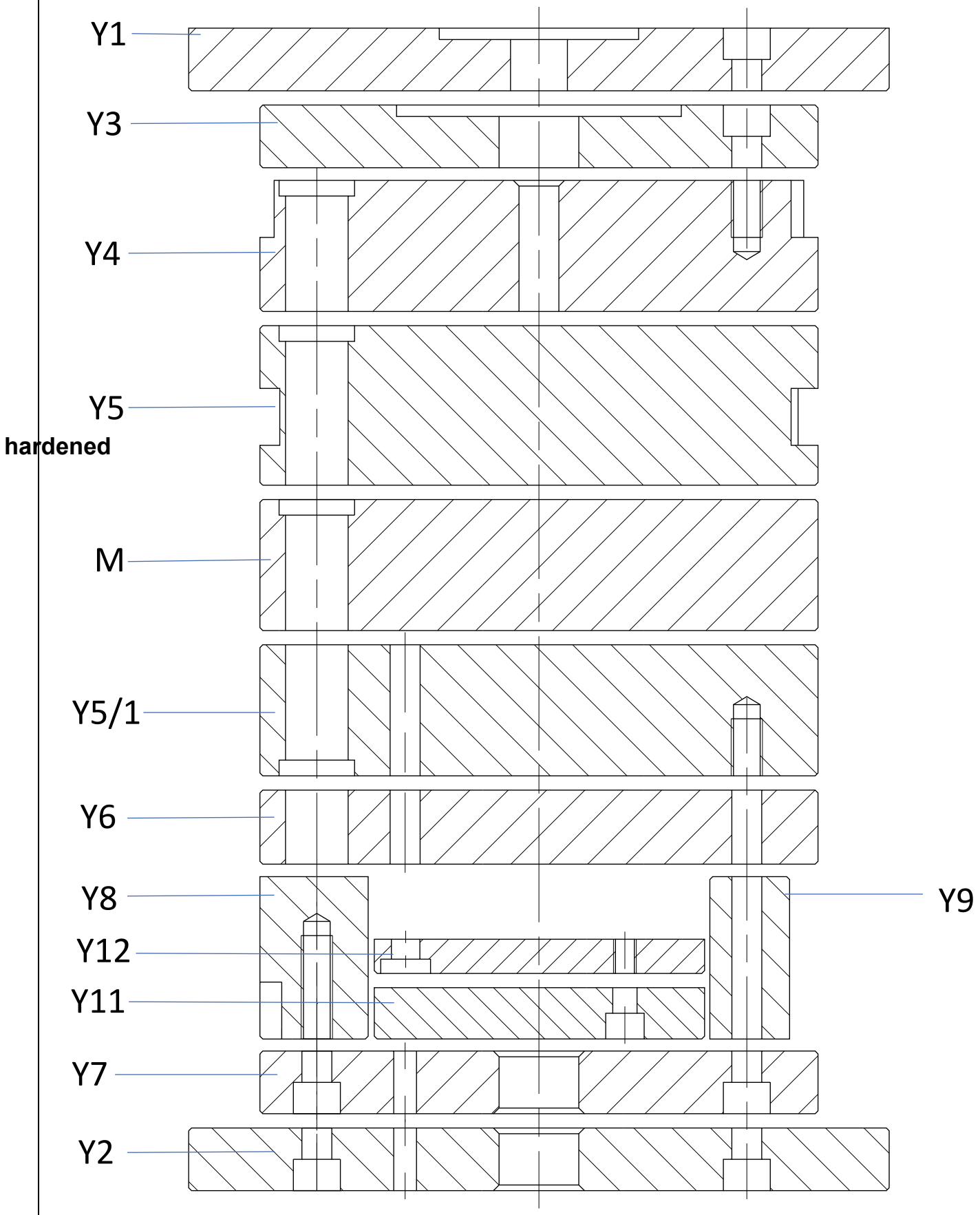
Y1
Y3
Y4
Y5
hardened
M
Y5/1
Y6
Y8
Y9
Y12
Y11
Y7
Y2

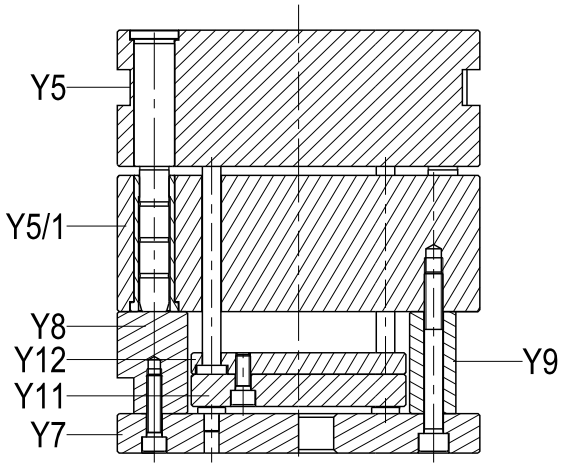

XE

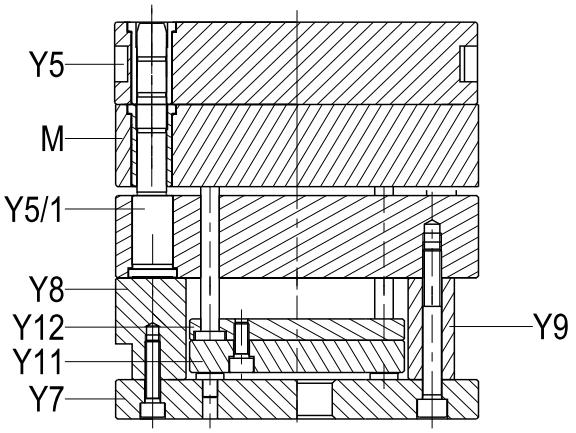

XE+M

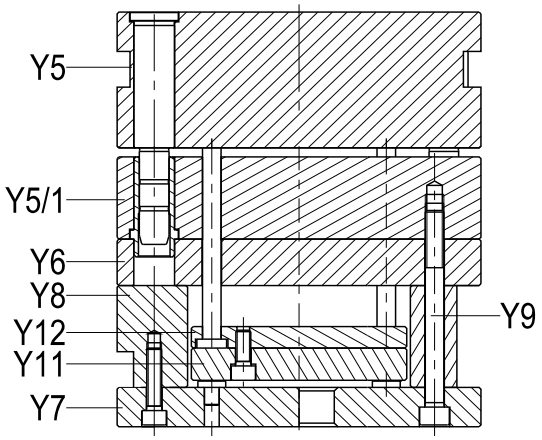

XE+Y6

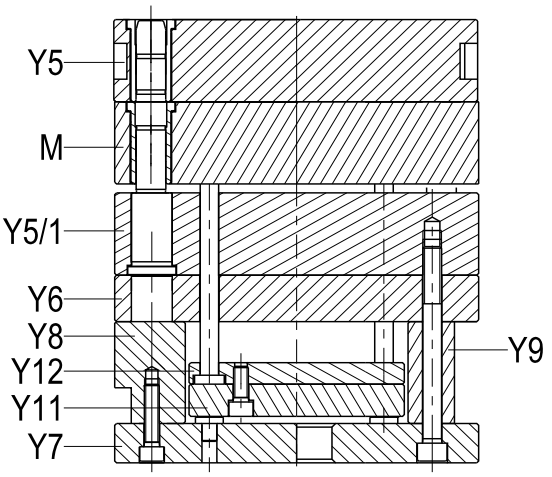

XE+Y6+M

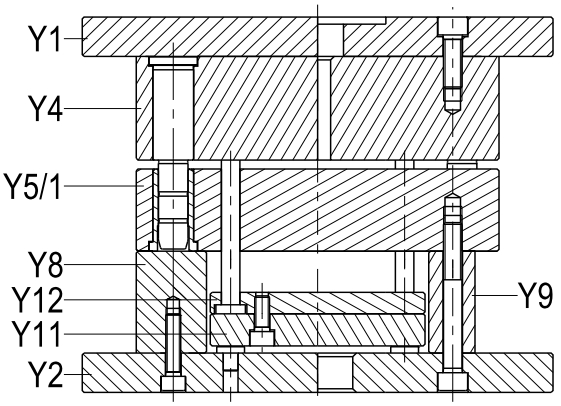

XE DEB.

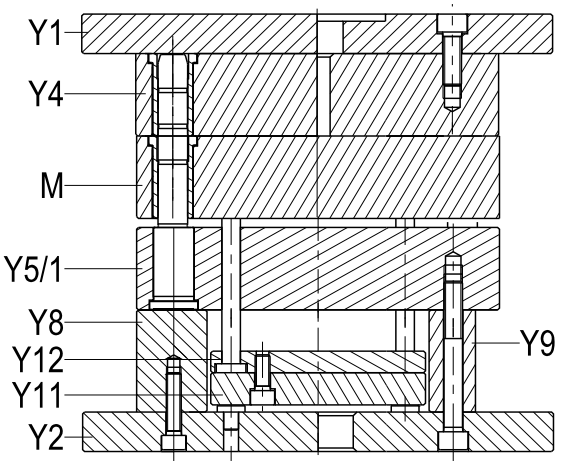

XE DEB.+M

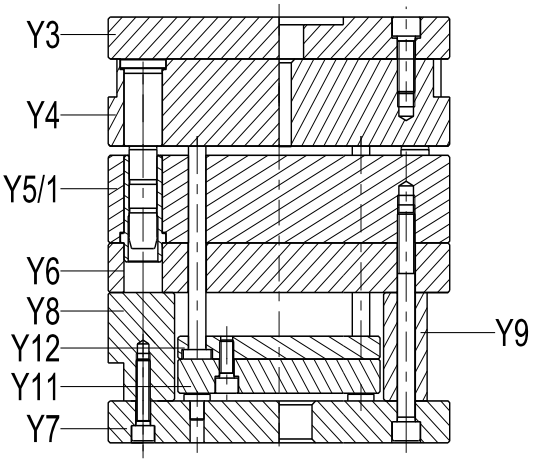

X

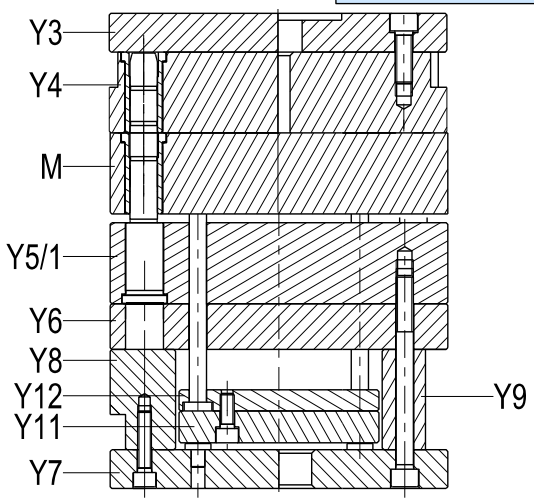

X+M

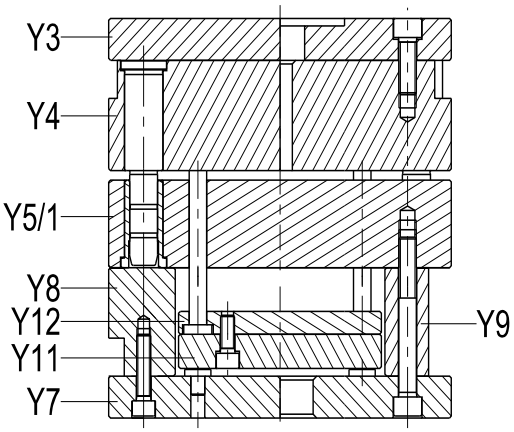

X -Y6

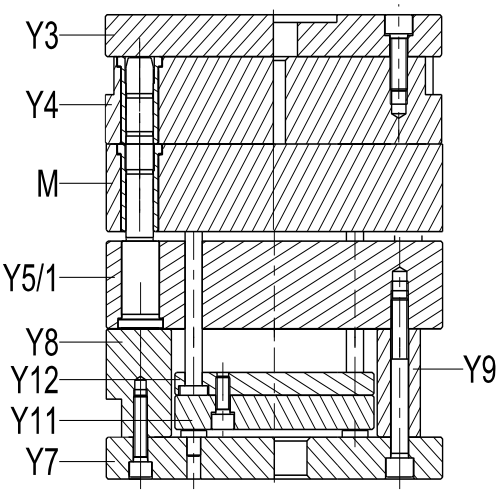

X-Y6+M

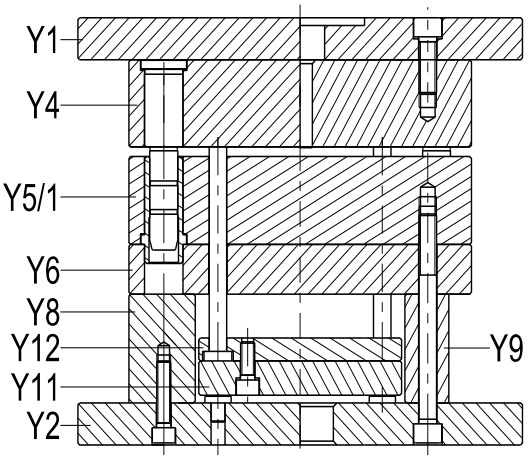

X DEB.

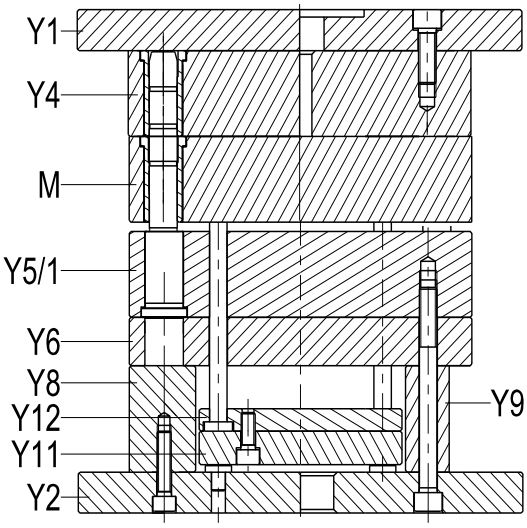

X DEB.+M

Serie XE

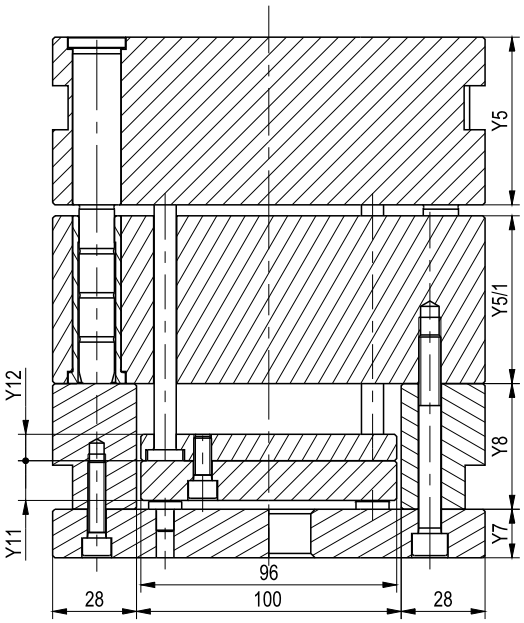

COD TipoDimY5MatY5/1MatY8

Serie X

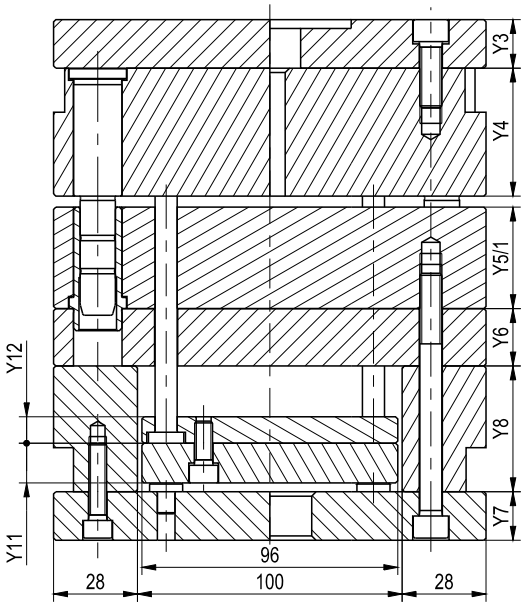

COD TipoDimY4MatY5/1MatY8

156x156

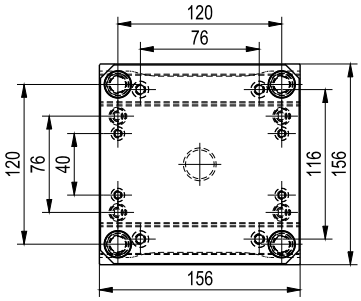

156x196

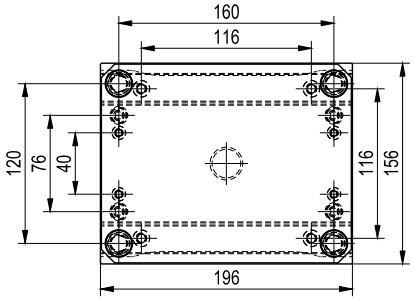

156x246

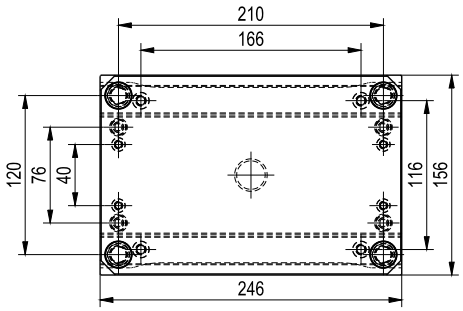

156

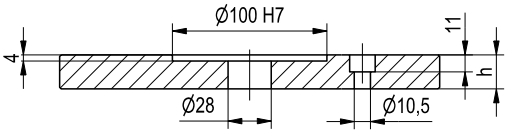

Y1

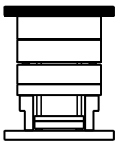

mat \ h	22							
1730	●							
2738								
-								

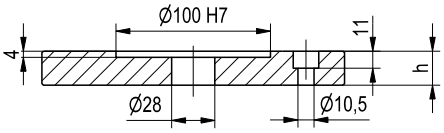

Y3

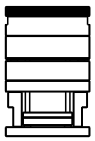

mat \ h	22							
1730	●							
2738								
-								

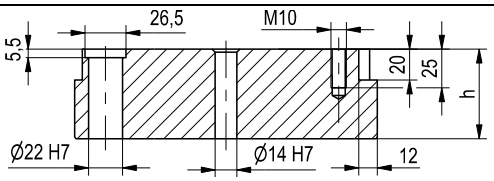

Y4

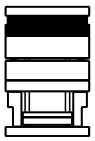

mat \ h	26	36	46	56				
1730	●	●	●	●				
2738	●	●	●	●				
2085	○	○	○	○				

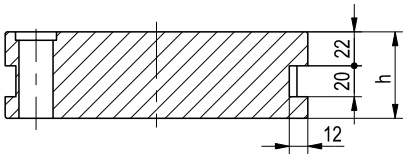

Y5

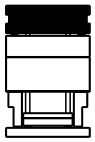

mat \ h	46	56	66	76				
1730	●	●	●	●				
2738	●	●	●	●				
2085	○	○	○	○				

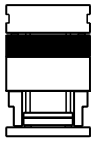

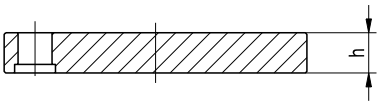

M

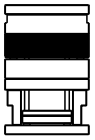

mat \ h	26	36	46	56	66	76		
1730	●	●	●	●	●	●		
2738	●	●	●	●	●	●		
2085	○	○	○	○	○	○		

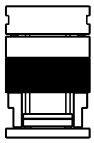

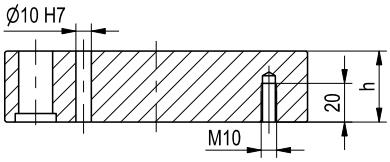

Y5/1

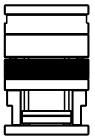

mat \ h	26	36	46	56	66	76		
1730	●	●	●	●	●	●		
2738	●	●	●	●	●	●		
2085	○	○	○	○	○	○		

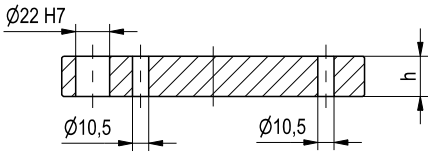

Y6

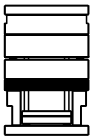

mat \ h								
1730	●							
2738								
-								

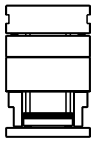

Y12

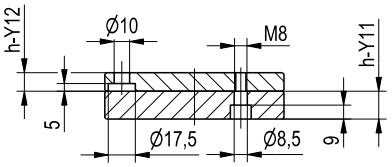

Y11

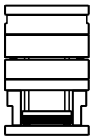

mat \ h	Y11 = 18			Y12 = 12				
1730		●			●			
2738								
-								

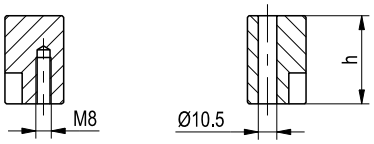

Y8

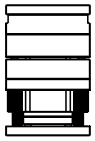

mat \ h	57	77	97					
1730	●	●	●					
2738								
-								

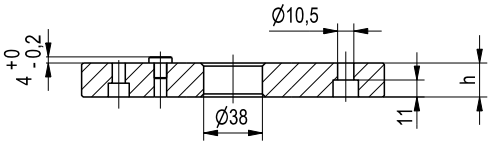

Y7

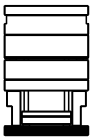

mat \ h	22							
1730	●							
2738								
-								

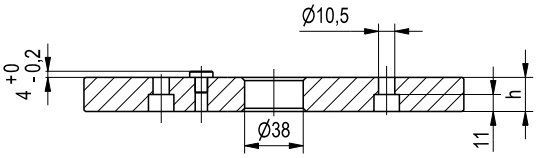

Y2

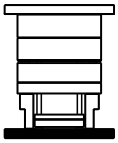

mat \ h	22							
1730	●							
2738								
-								

*Mat. 2085 a richiesta

Serie XE

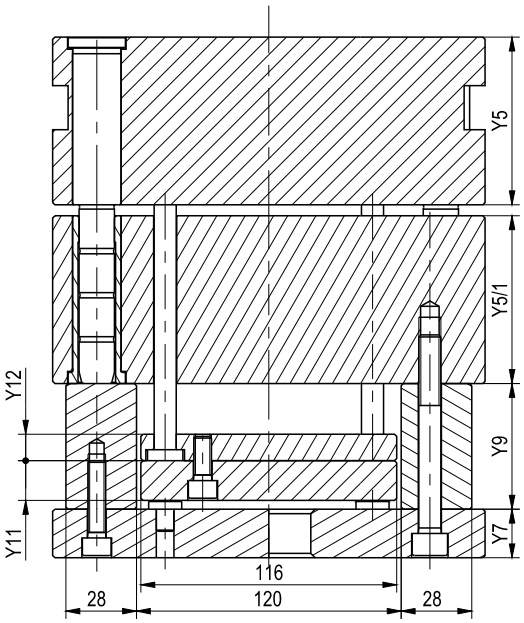

COD TipoDimY5MatY5/1MatY9

Serie X

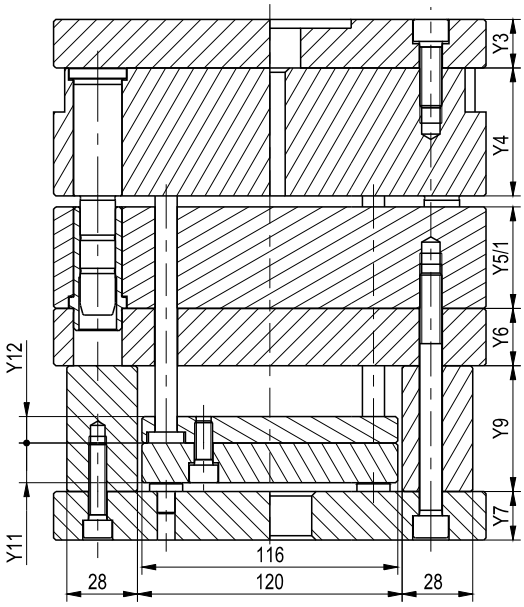

COD TipoDimY4MatY5/1MatY9

196x196

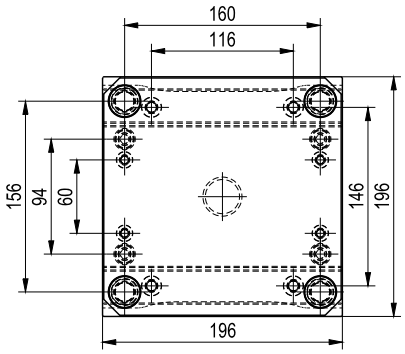

196x246

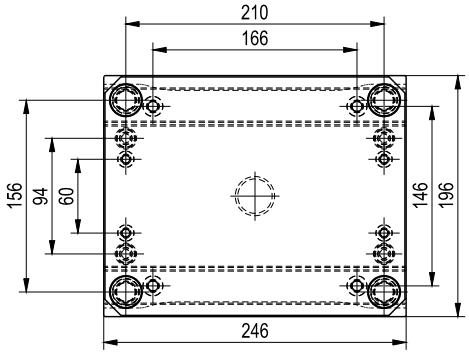

196x296

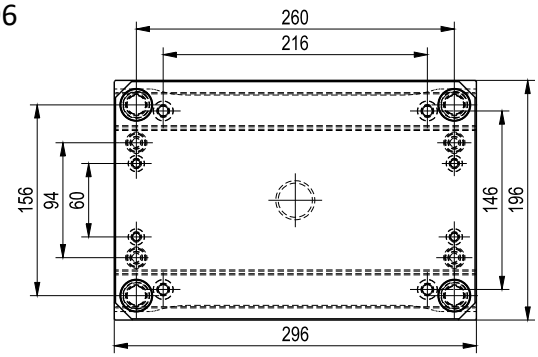

196x346

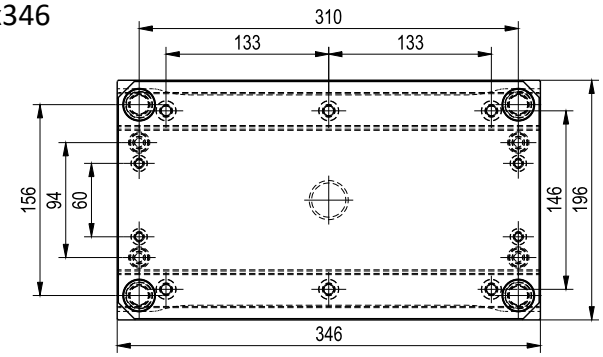

196x446

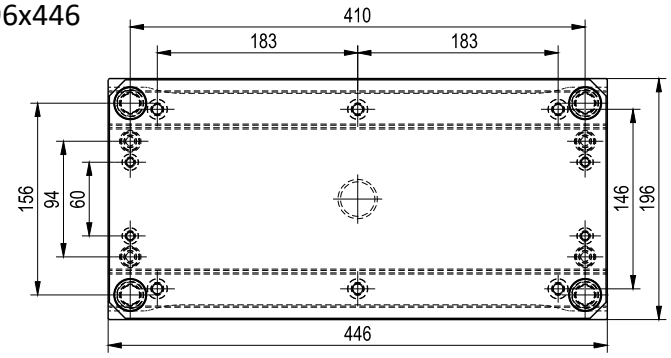

196

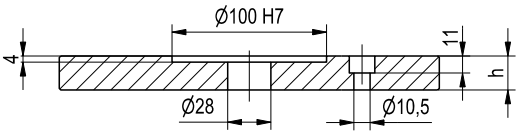

Y1

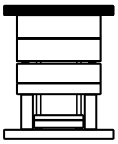

mat \ h	22							
1730	●							
2738								
-								

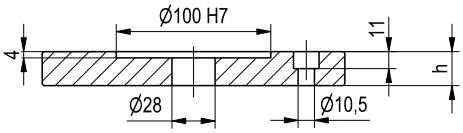

Y3

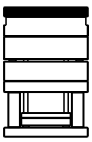

mat \ h	22							
1730	●							
2738								
-								

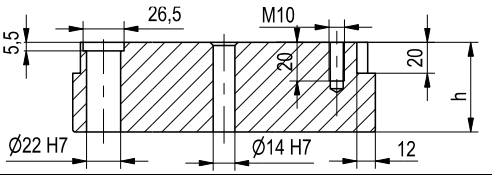

Y4

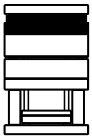

mat \ h	26	36	46	56	66	76		
1730	●	●	●	●	●	●		
2738	●	●	●	●	●	●		
2085	○	○	○	○	○	○		

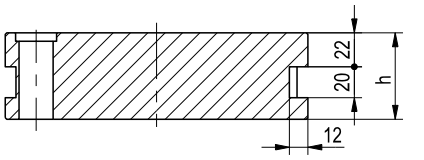

Y5

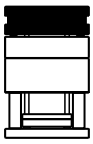

mat \ h	46	56	66	76	96			
1730	●	●	●	●	●			
2738	●	●	●	●	●			
2085	○	○	○	○	○			

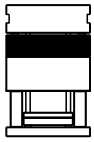

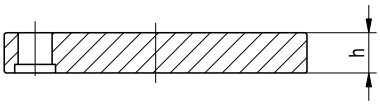

M

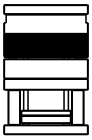

mat \ h	26	36	46	56	66	76	96	
1730	●	●	●	●	●	●	●	
2738	●	●	●	●	●	●	●	
2085	○	○	○	○	○	○	○	

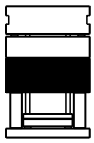

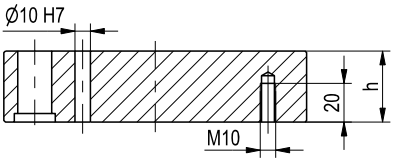

Y5/1

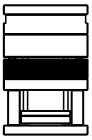

mat \ h	26	36	46	56	66	76	96	
1730	●	●	●	●	●	●	●	
2738	●	●	●	●	●	●	●	
2085	○	○	○	○	○	○	○	

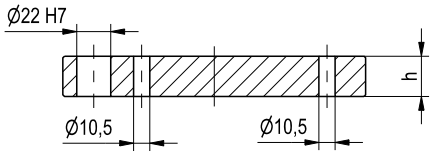

Y6

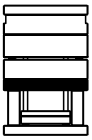

mat \ h	26							
1730	●							
2738								
-								

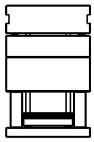

Y12

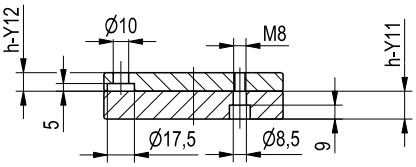

Y11

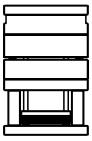

mat \ h	Y11 = 18			Y12 = 12			446 Y12 =18	
1730		●			●			●
2738								
-								

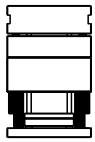

Y8

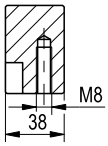

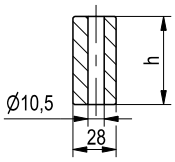

Y9

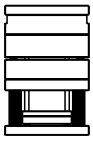

mat \ h	57	77	97					
1730	●	●	●					
2738								
-								

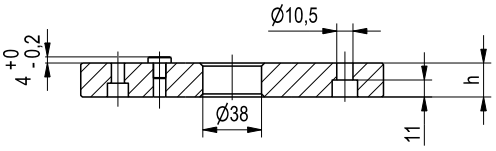

Y7

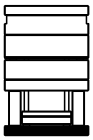

mat \ h	22							
1730	●							
2738								
-								

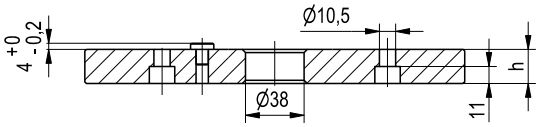

Y2

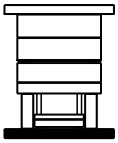

mat \ h	22							
1730	●							
2738								
-								

*Mat. 2085 a richiesta

Serie XE

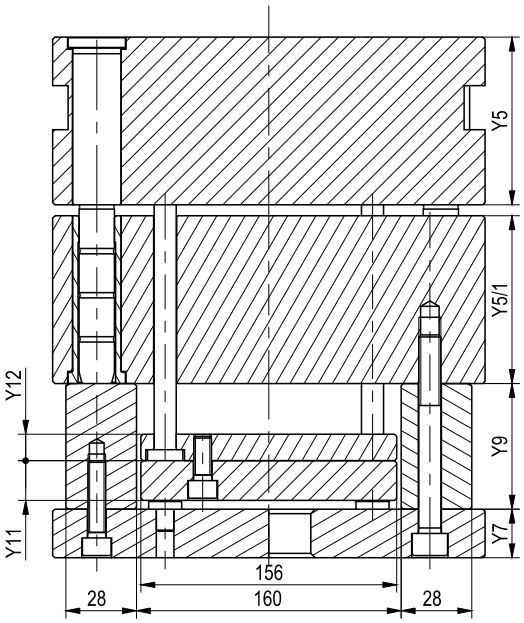

COD TipoDimY5MatY5/1MatY9

Serie X

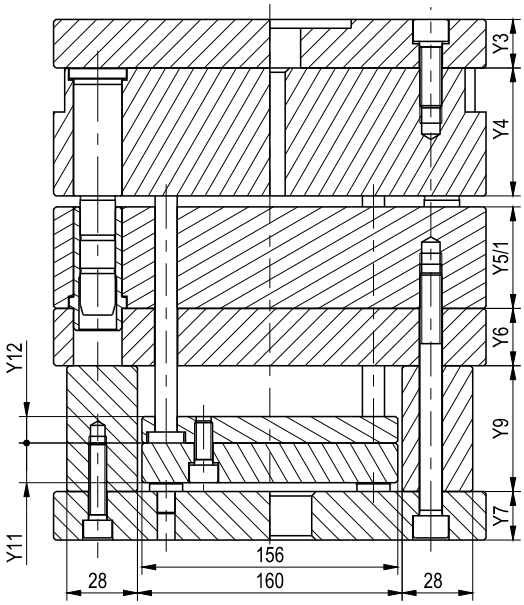

COD TipoDimY4MatY5/1MatY9

246x246

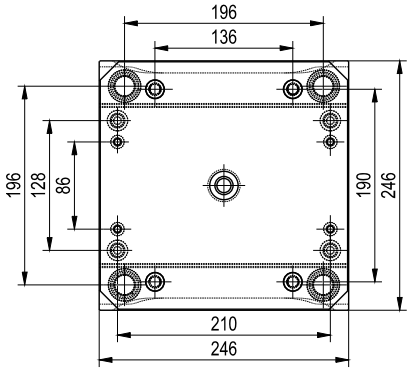

246x296

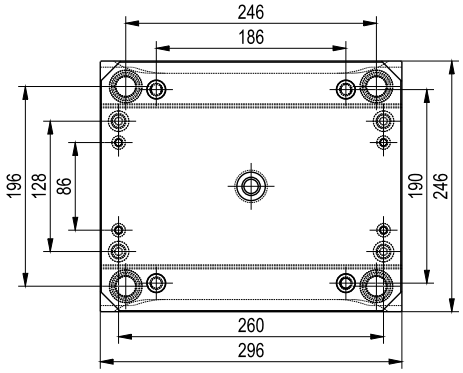

246x346

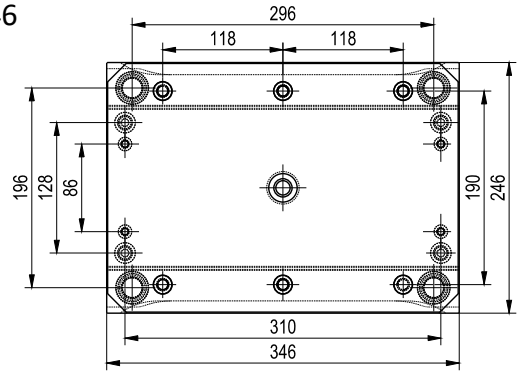

246x396

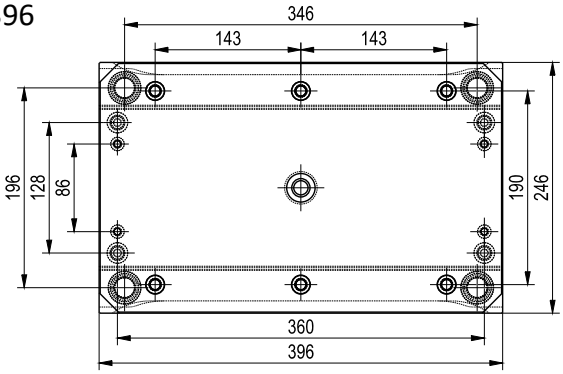

246x496

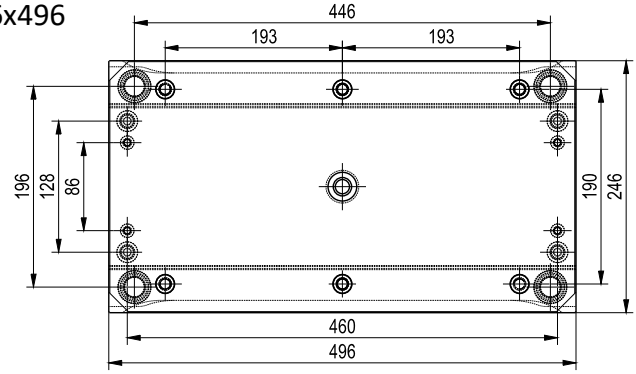

246

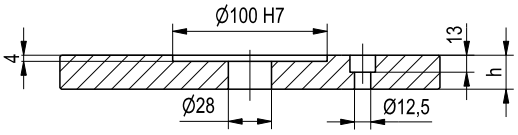

Y1

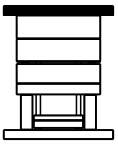

mat \ h	26							
1730	●							
2738								
-								

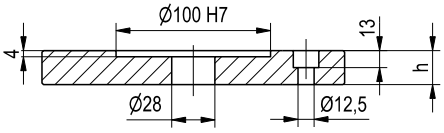

Y3

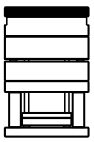

mat \ h	22							
1730	●							
2738								
-								

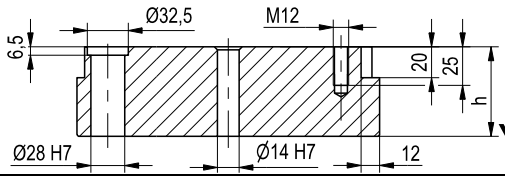

Y4

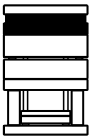

mat \ h	26	36	46	56	66	76		
1730	●	●	●	●	●	●		
2738	●	●	●	●	●	●		
2085	○	○	○	○	○	○		

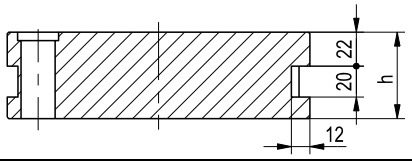

Y5

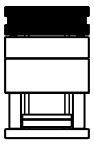

mat \ h	46	56	66	76	96			
1730	●	●	●	●	●			
2738	●	●	●	●	●			
2085	○	○	○	○	○			

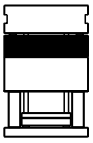

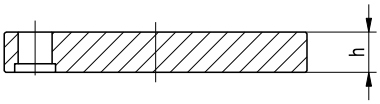

M

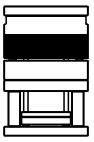

mat \ h	26	36	46	56	66	76	96	
1730	●	●	●	●	●	●	●	
2738	●	●	●	●	●	●	●	
2085	○	○	○	○	○	○	○	

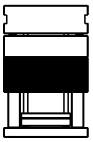

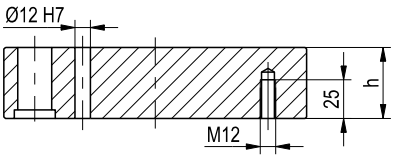

Y5/1

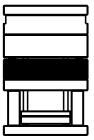

mat \ h	26	36	46	56	66	76	96	
1730	●	●	●	●	●	●	●	
2738	●	●	●	●	●	●	●	
2085	○	○	○	○	○	○	○	

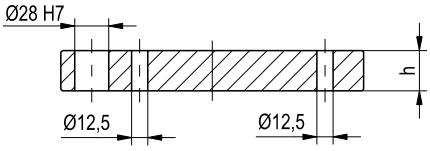

Y6

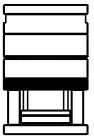

mat \ h	36							
1730	●							
2738								
-								

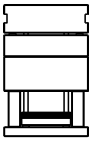

Y12

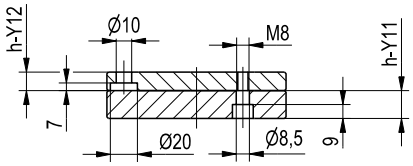

Y11

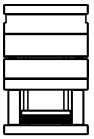

mat \ h	Y11 = 18		Y12 = 12		496 Y12 =18			
1730		●		●		●		
2738								
-								

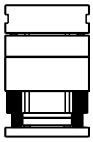

Y8

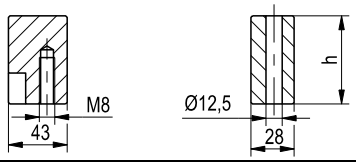

Y9

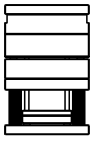

mat \ h	57	77	97	117				
1730	●	●	●	●				
2738								
-								

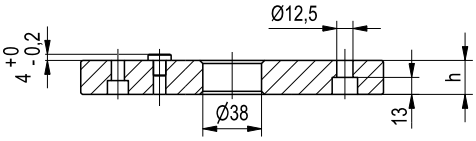

Y7

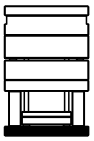

mat \ h	22							
1730	●							
2738								
-								

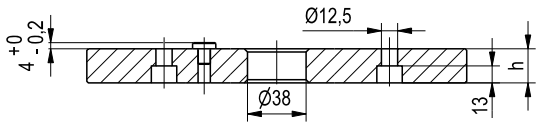

Y2

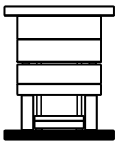

mat \ h	26							
1730	●							
2738								
-								

*Mat. 2085 a richiesta

Serie XE

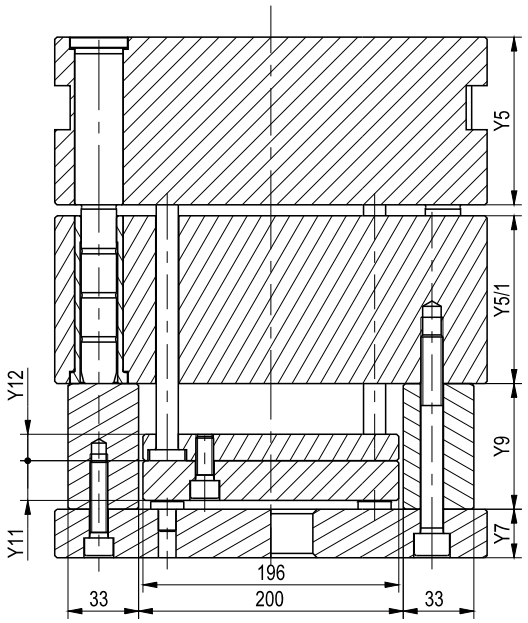

COD TipoDimY5MatY5/1MatY9

Serie X

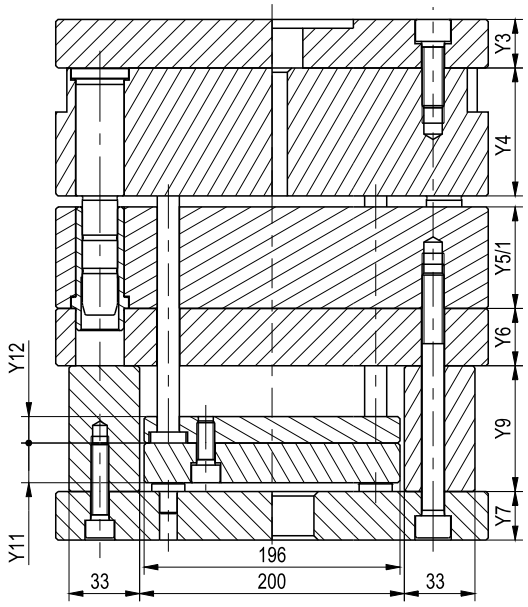

COD TipoDimY4MatY5/1MatY9

296x296

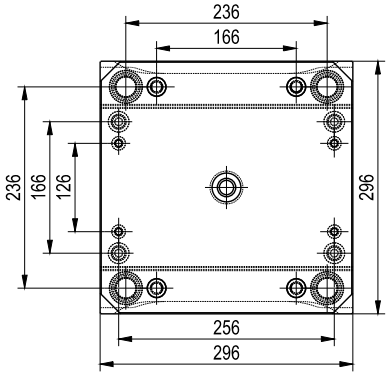

296x346

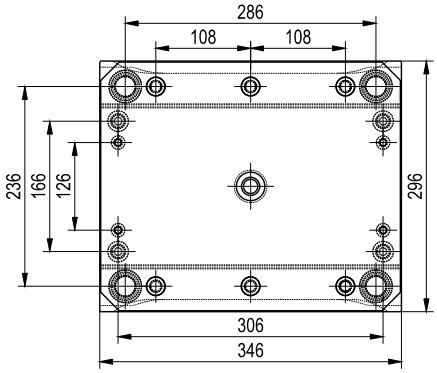

296x396

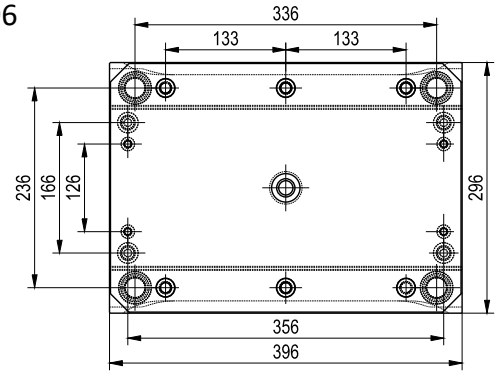

296x446

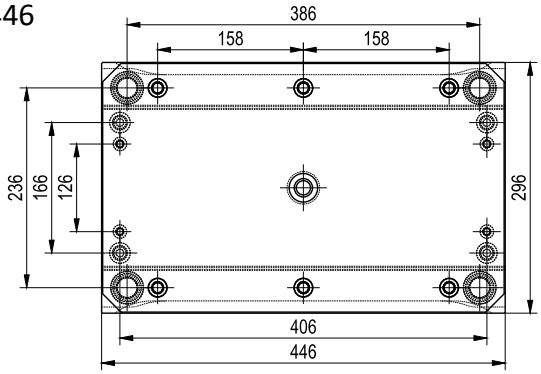

296x546

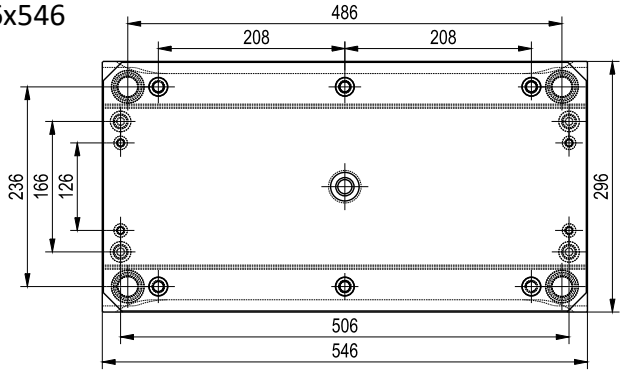

296

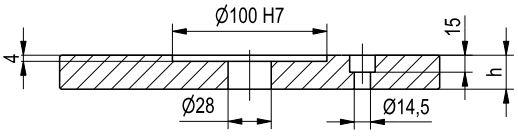

Y1

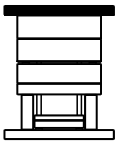

mat \ h	26							
1730	●							
2738								
-								

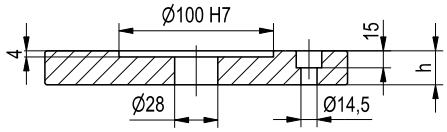

Y3

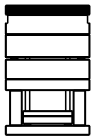

mat \ h	26							
1730	●							
2738								
-								

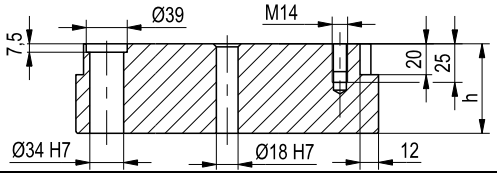

Y4

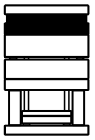

mat \ h	36	46	56	66	76	96		
1730	●	●	●	●	●	●		
2738	●	●	●	●	●	●		
2085	○	○	○	○	○	○		

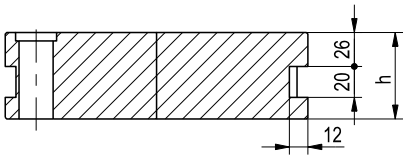

Y5

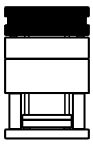

mat \ h	46	56	66	76	96	116		
1730	●	●	●	●	●	●		
2738	●	●	●	●	●	●		
2085	○	○	○	○	○	○		

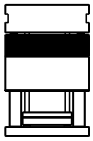

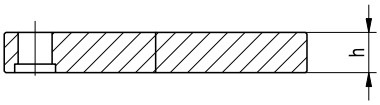

M

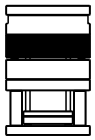

mat \ h	36	46	56	66	76	96	116	
1730	●	●	●	●	●	●	●	
2738	●	●	●	●	●	●	●	
2085	○	○	○	○	○	○	○	

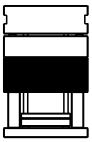

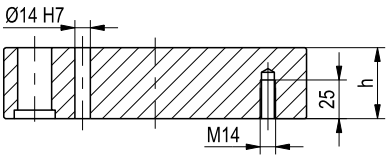

Y5/1

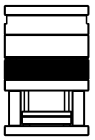

mat \ h	36	46	56	66	76	96	116	
1730	●	●	●	●	●	●	●	
2738	●	●	●	●	●	●	●	
2085	○	○	○	○	○	○	○	

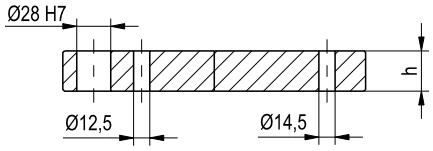

Y6

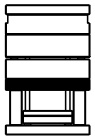

mat \ h	36							
1730	●							
2738								
-								

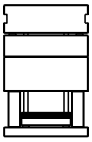

Y12

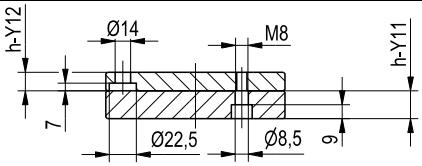

Y11

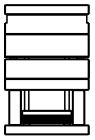

mat \ h	Y11 = 18		Y12 = 12		546 Y12 =18			
1730		●		●		●		
2738								
-								

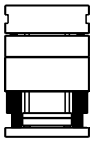

Y8

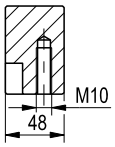

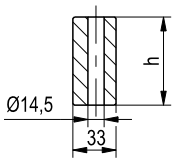

Y9

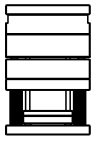

mat \ h	57	77	97	117				
1730	●	●	●	●				
2738								
-								

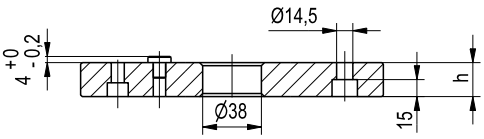

Y7

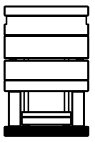

mat \ h	26							
1730	●							
2738								
-								

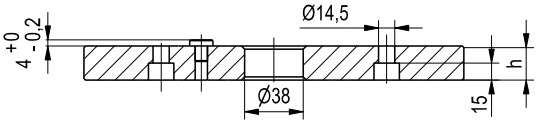

Y2

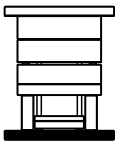

mat \ h	26							
1730	●							
2738								
-								

*Mat. 2085 a richiesta

Serie XE

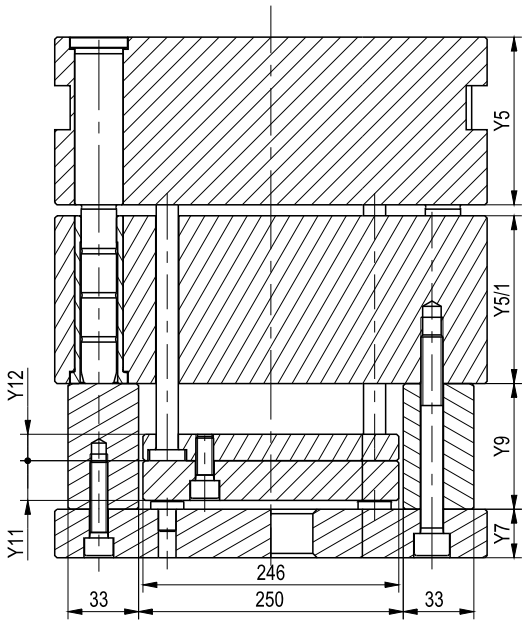

COD TipoDimY5MatY5/1MatY9

Serie X

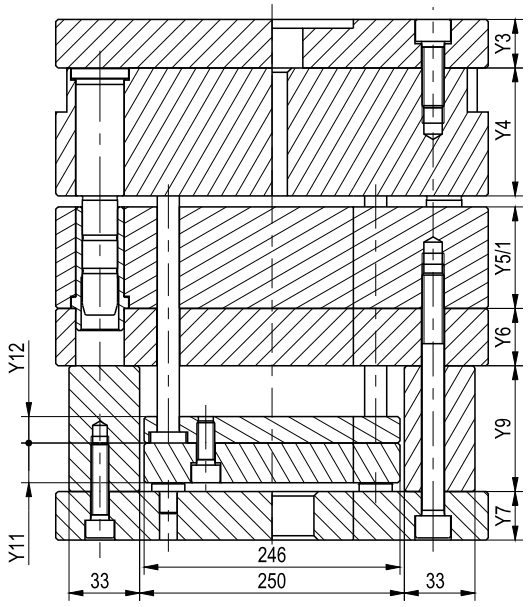

COD TipoDimY4MatY5/1MatY9

346x346

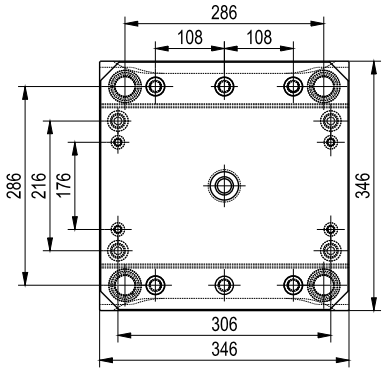

346x396

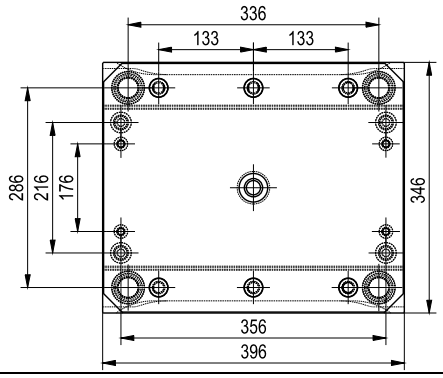

346x446

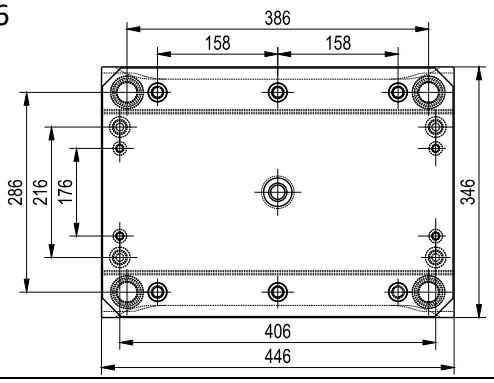

346x496

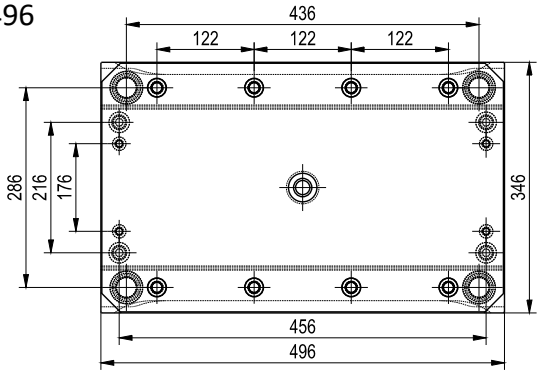

346x596

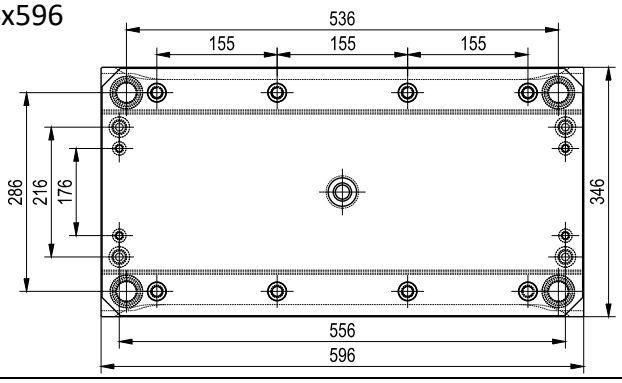

346

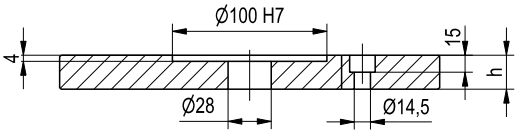

Y1

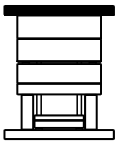

mat \ h	26							
1730	●							
2738								
-								

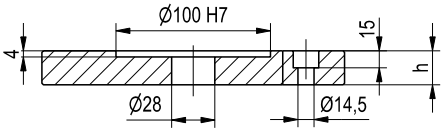

Y3

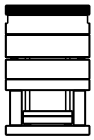

mat \ h	26							
1730	●							
2738								
-								

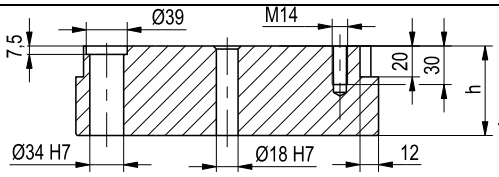

Y4

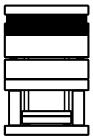

mat \ h	46	56	66	76	96			
1730	●	●	●	●	●			
2738	●	●	●	●	●			
2085	○	○	○	○	○			

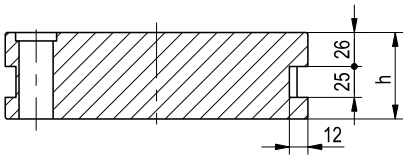

Y5

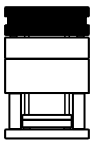

mat \ h	56	66	76	96	116			
1730	●	●	●	●	●			
2738	●	●	●	●	●			
2085	○	○	○	○	○			

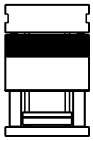

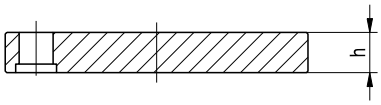

M

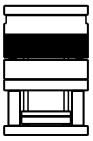

mat \ h	46	56	66	76	96	116		
1730	●	●	●	●	●	●		
2738	●	●	●	●	●	●		
2085	○	○	○	○	○	○		

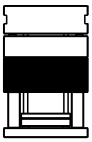

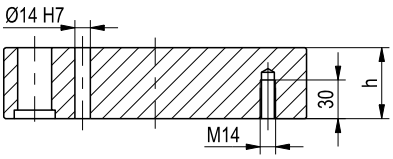

Y5/1

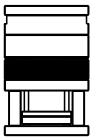

mat \ h	46	56	66	76	96	116		
1730	●	●	●	●	●	●		
2738	●	●	●	●	●	●		
2085	○	○	○	○	○	○		

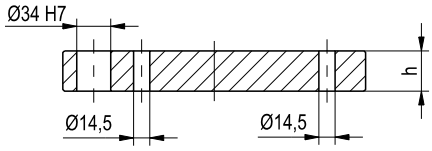

Y6

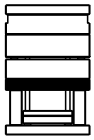

mat \ h	46							
1730	●							
2738								
-								

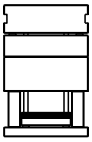

Y12

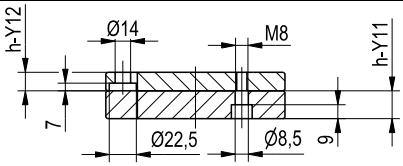

Y11

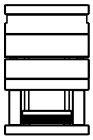

mat \ h	Y11 = 18		Y12 = 18					
1730		●			●			
2738								
-								

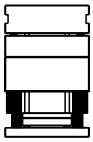

Y8

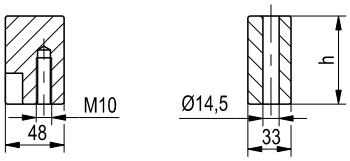

Y9

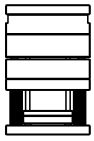

mat \ h	57	77	97	117				
1730	●	●	●	●				
2738								
-								

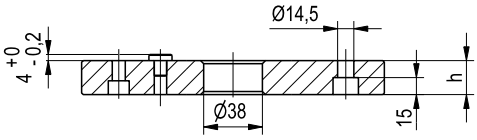

Y7

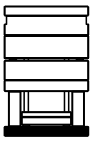

mat \ h	26							
1730	●							
2738								
-								

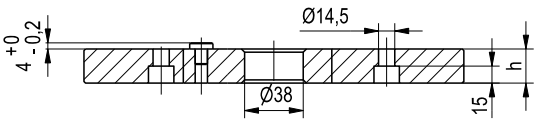

Y2

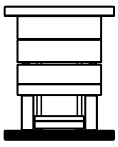

mat \ h	26							
1730	●							
2738								
-								

*Mat. 2085 a richiesta

Serie XE

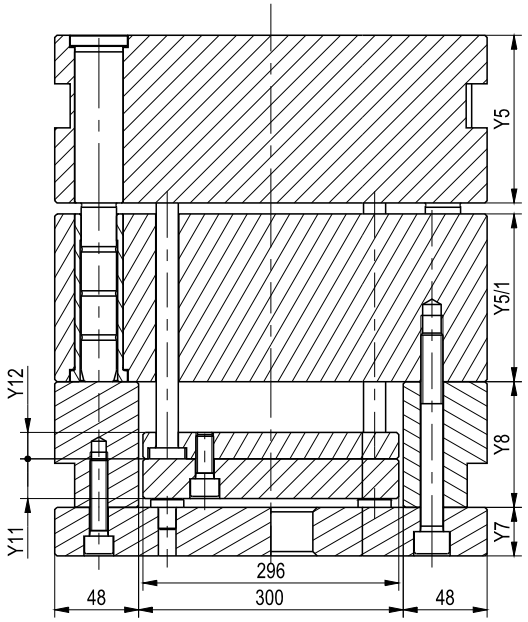

COD TipoDimY5MatY5/1MatY8

Serie X

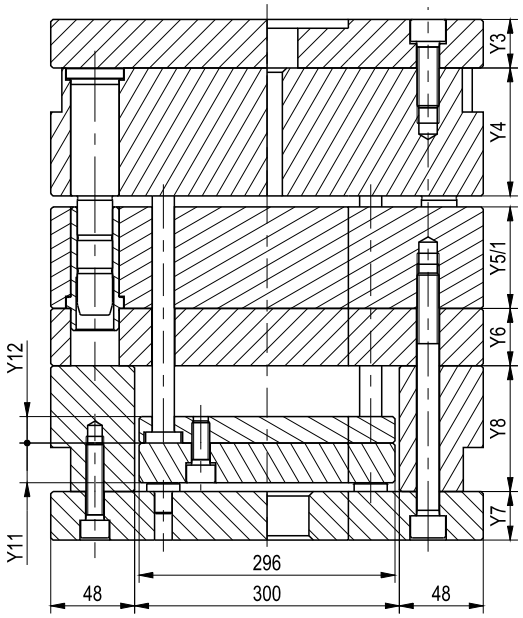

COD TipoDimY4MatY5/1MatY8

396x396

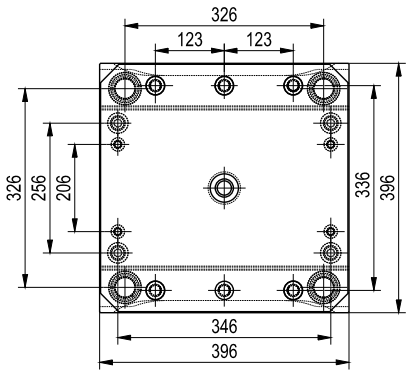

396x446

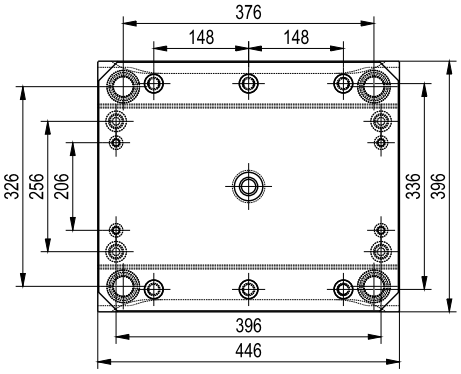

396x496

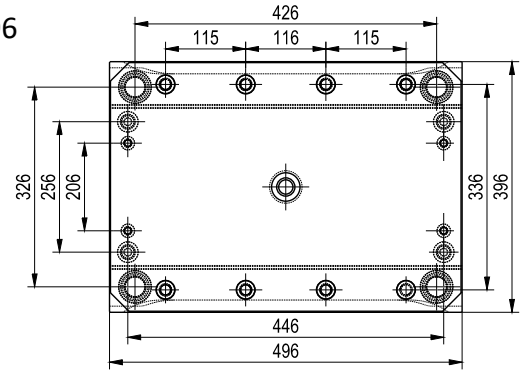

396x546

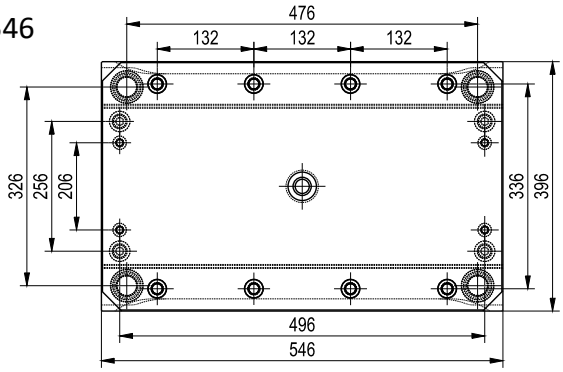

396x646

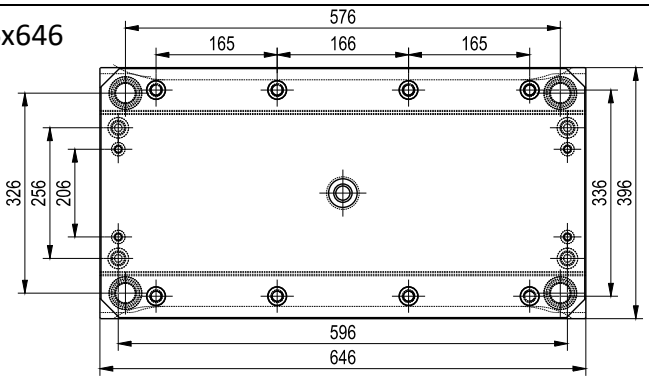

396

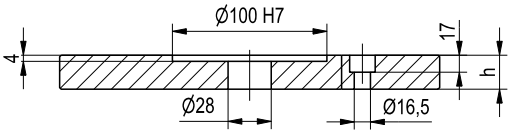

Y1

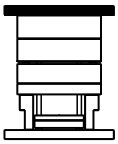

mat \ h	26							
1730	●							
2738								
-								

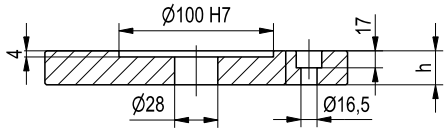

Y3

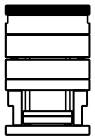

mat \ h	26							
1730	●							
2738								
-								

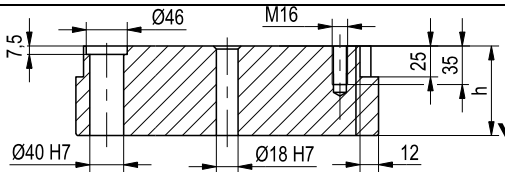

Y4

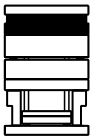

mat \ h	46	56	66	76	96			
1730	●	●	●	●	●			
2738	●	●	●	●	●			
2085	○	○	○	○	○			

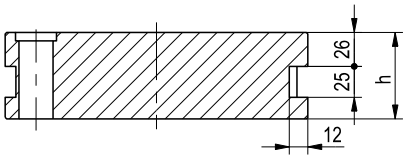

Y5

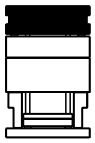

mat \ h	56	66	76	96	116	146		
1730	●	●	●	●	●	●		
2738	●	●	●	●	●	●		
2085	○	○	○	○	○	○		

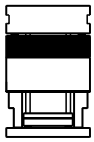

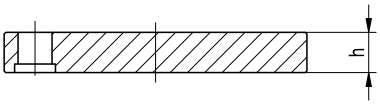

M

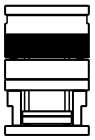

mat \ h	46	56	66	76	96	116	146	
1730	●	●	●	●	●	●	●	
2738	●	●	●	●	●	●	●	
2085	○	○	○	○	○	○	○	

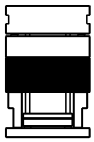

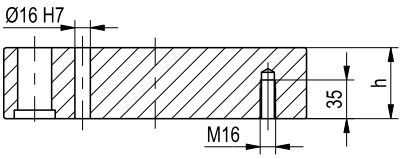

Y5/1

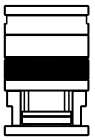

mat \ h	46	56	66	76	96	116	146	
1730	●	●	●	●	●	●	●	
2738	●	●	●	●	●	●	●	
2085	○	○	○	○	○	○	○	

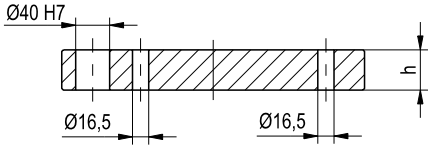

Y6

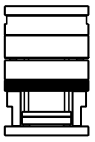

mat \ h	46							
1730	●							
2738								
-								

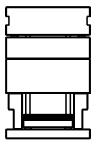

Y12

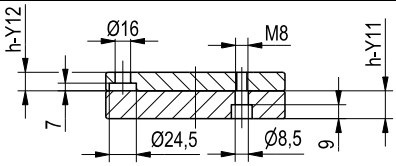

Y11

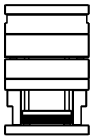

mat \ h	Y11 = 18		Y12 = 18					
1730		●			●			
2738								
-								

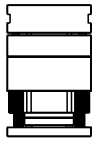

Y8

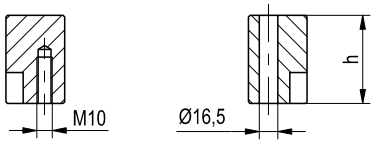

Y8

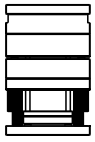

mat \ h	57	77	97	117				
1730	●	●	●	●				
2738								
-								

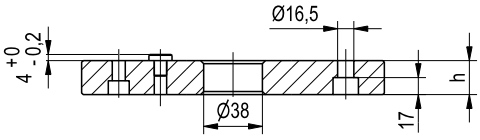

Y7

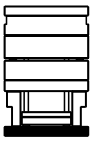

mat \ h	26							
1730	●							
2738								
-								

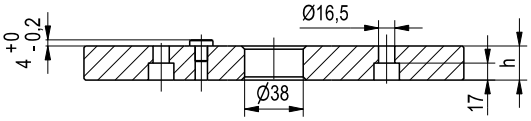

Y2

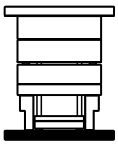

mat \ h	26							
1730	●							
2738								
-								

*Mat. 2085 a richiesta

Serie XE

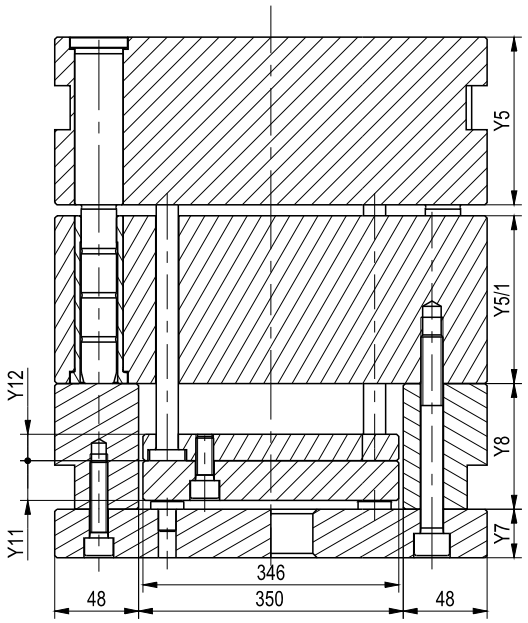

COD TipoDimY5MatY5/1MatY8

Serie X

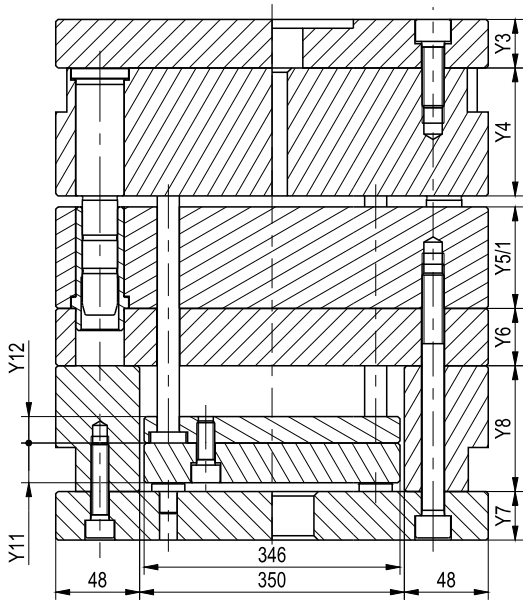

COD TipoDimY4MatY5/1MatY8

446x446

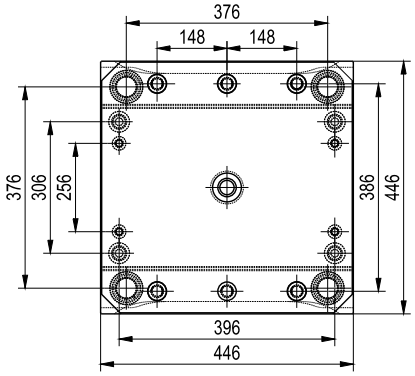

446x496

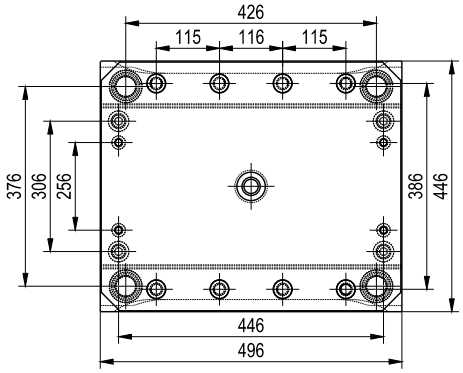

446x546

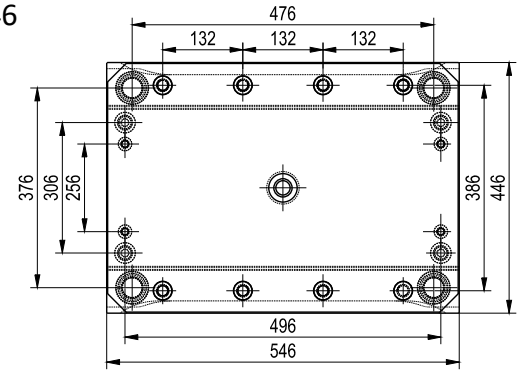

446x596

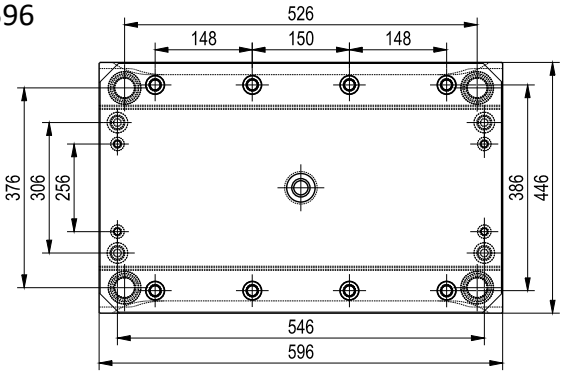

446x696

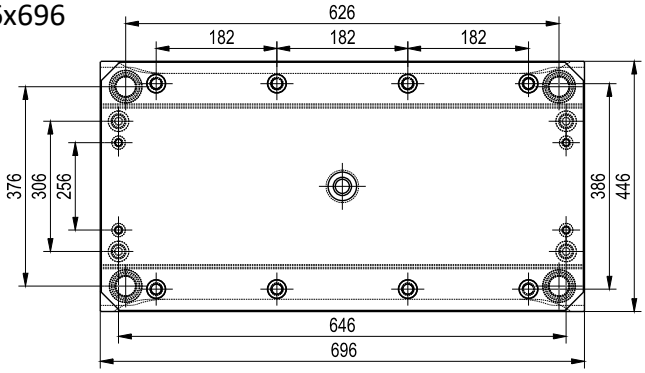

446

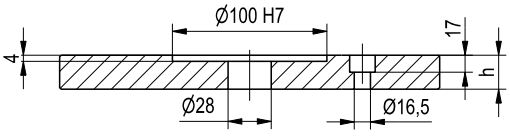

Y1

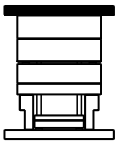

mat \ h	36							
1730	●							
2738								
-								

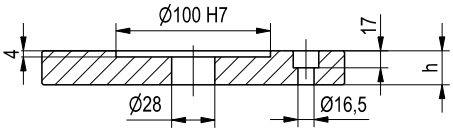

Y3

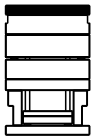

mat \ h	26							
1730	●							
2738								
-								

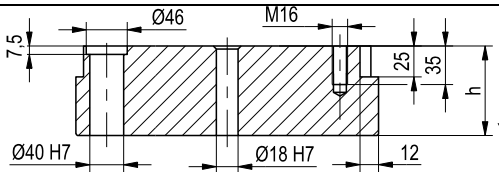

Y4

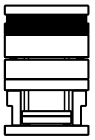

mat \ h	46	56	66	76	96			
1730	●	●	●	●	●			
2738	●	●	●	●	●			
2085	○	○	○	○	○			

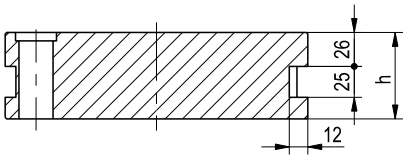

Y5

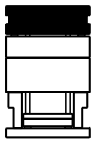

mat \ h	66	76	96	116	146			
1730	●	●	●	●	●			
2738	●	●	●	●	●			
2085	○	○	○	○	○			

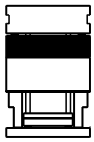

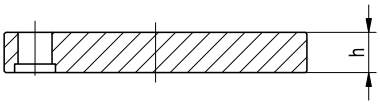

M

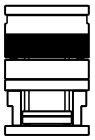

mat \ h	46	56	66	76	96	116	146	
1730	●	●	●	●	●	●	●	
2738	●	●	●	●	●	●	●	
2085	○	○	○	○	○	○	○	

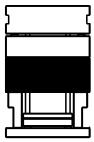

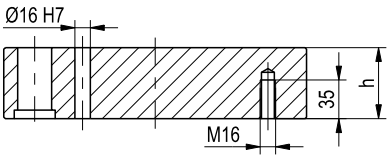

Y5/1

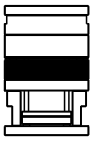

mat \ h	46	56	66	76	96	116	146	
1730	●	●	●	●	●	●	●	
2738	●	●	●	●	●	●	●	
2085	○	○	○	○	○	○	○	

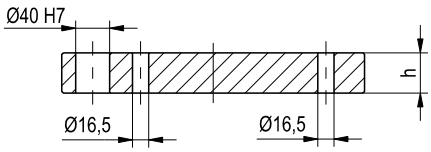

Y6

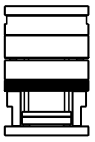

mat \ h	46							
1730	●							
2738								
-								

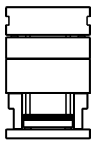

Y12

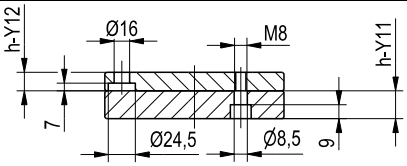

Y11

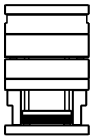

mat \ h	Y11 = 18		Y12 = 18					
1730		●			●			
2738								
-								

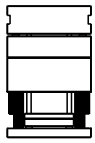

Y8

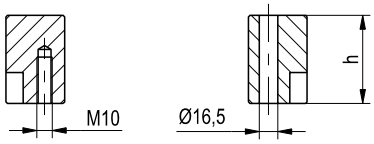

Y8

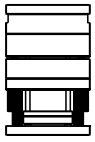

mat \ h	57	77	97	117				
1730	●	●	●	●				
2738								
-								

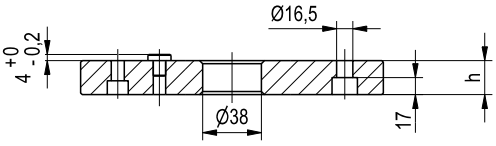

Y7

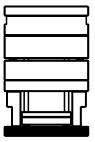

mat \ h	26							
1730	●							
2738								
-								

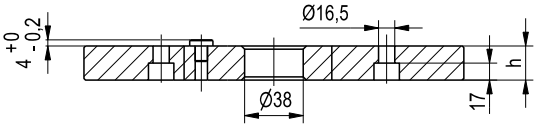

Y2

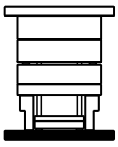

mat \ h	36							
1730	●							
2738								
-								

*Mat. 2085 a richiesta

Serie XE

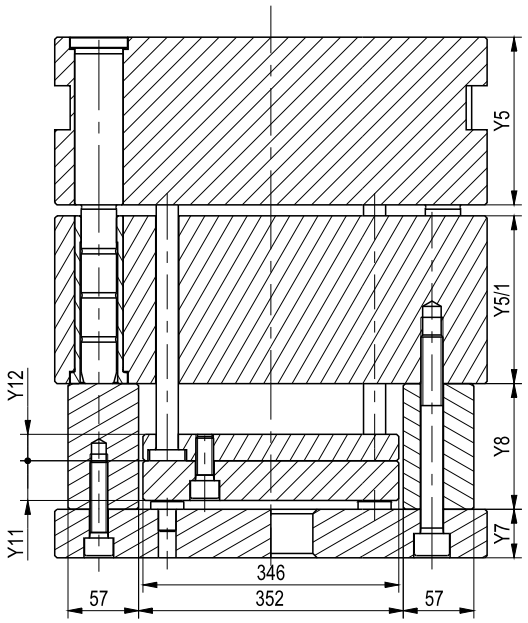

COD TipoDimY5MatY5/1MatY8

Serie X

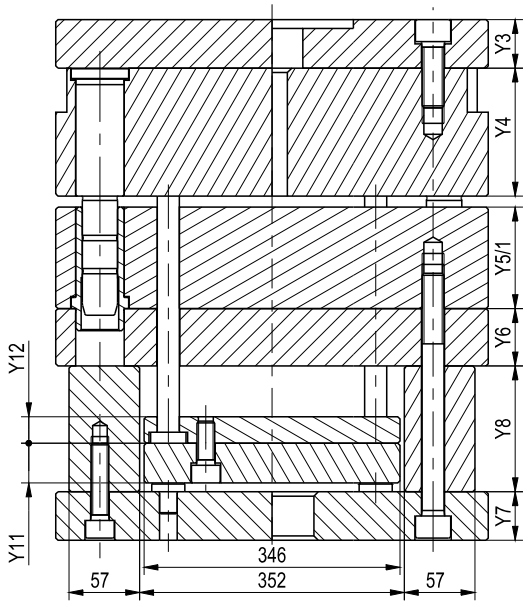

COD TipoDimY4MatY5/1MatY8

496x496

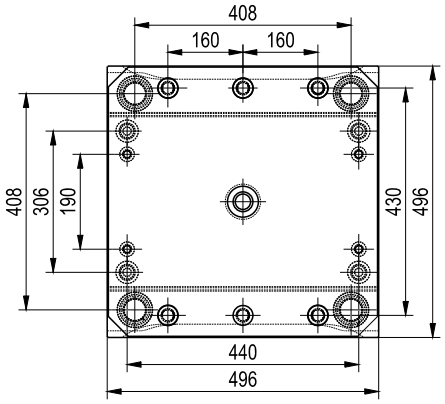

496x596

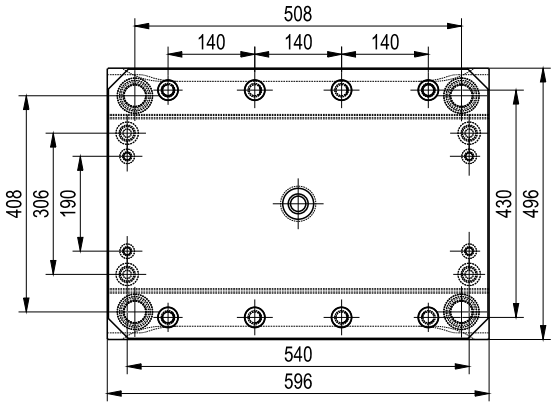

496x696

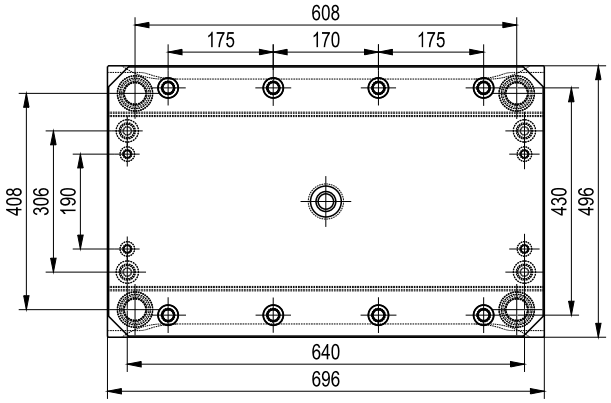

496

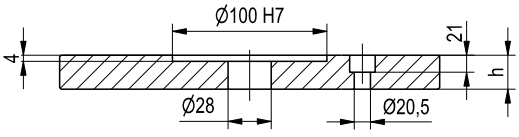

Y1

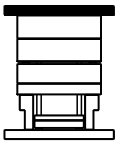

mat \ h	36							
1730	●							
2738								
-								

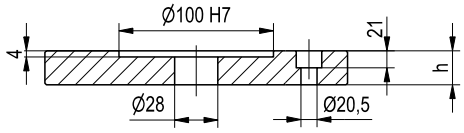

Y3

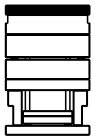

mat \ h	36							
1730	●							
2738								
-								

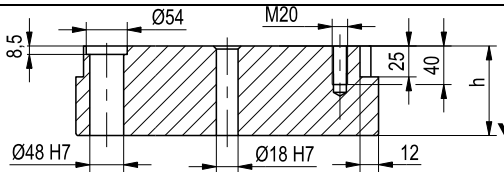

Y4

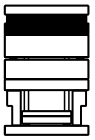

mat \ h	46	56	66	76	96	116		
1730	●	●	●	●	●	●		
2738	●	●	●	●	●	●		
2085	○	○	○	○	○	○		

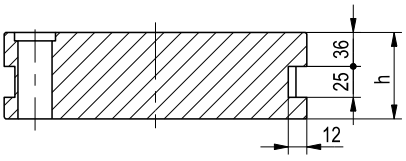

Y5

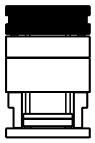

mat \ h	66	76	96	116	146	170		
1730	●	●	●	●	●	●		
2738	●	●	●	●	●	●		
2085	○	○	○	○	○	○		

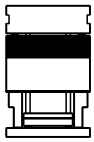

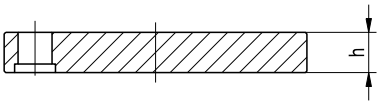

M

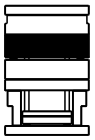

mat \ h	46	56	66	76	96	116	146	170
1730	●	●	●	●	●	●	●	●
2738	●	●	●	●	●	●	●	●
2085	○	○	○	○	○	○	○	○

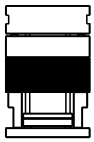

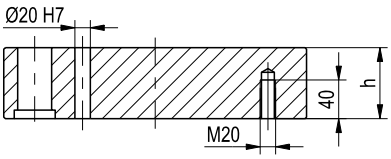

Y5/1

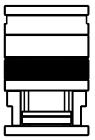

mat \ h	46	56	66	76	96	116	146	170
1730	●	●	●	●	●	●	●	●
2738	●	●	●	●	●	●	●	●
2085	○	○	○	○	○	○	○	○

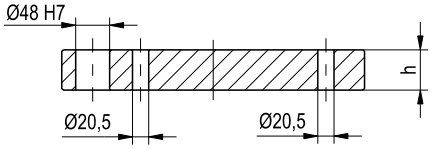

Y6

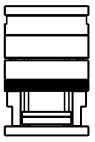

mat \ h	56							
1730	●							
2738								
-								

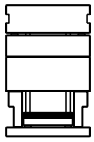

Y12

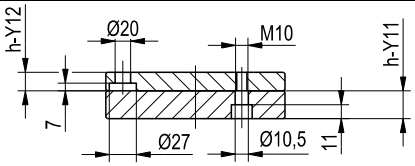

Y11

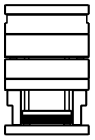

mat \ h	Y11 = 22			Y12 = 22				
1730		●			●			
2738								
-								

Y8

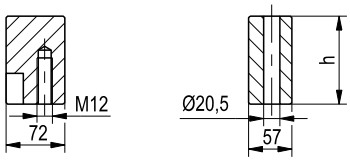

Y9

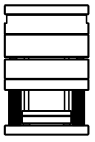

mat \ h	77	97	117					
1730	●	●	●					
2738								
-								

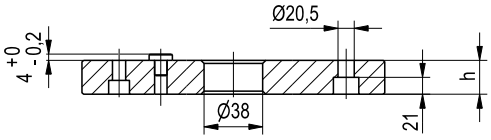

Y7

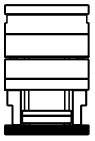

mat \ h	36							
1730	●							
2738								
-								

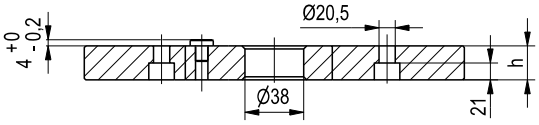

Y2

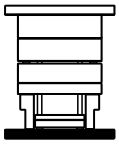

mat \ h	36							
1730	●							
2738								
-								

*Mat. 2085 a richiesta

Serie XE

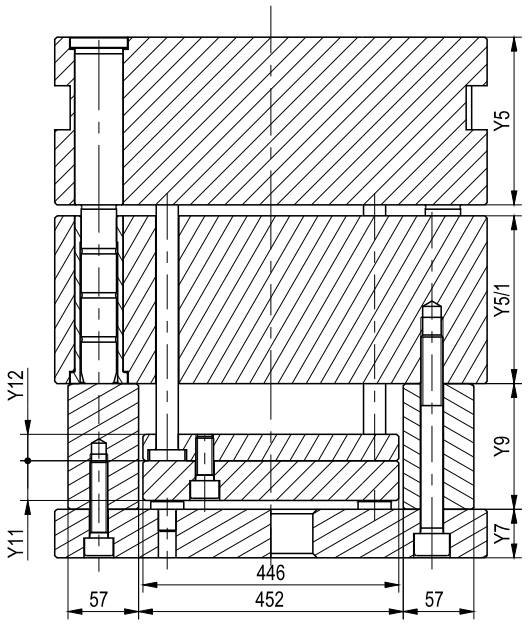

COD TipoDimY5MatY5/1MatY9

Serie X

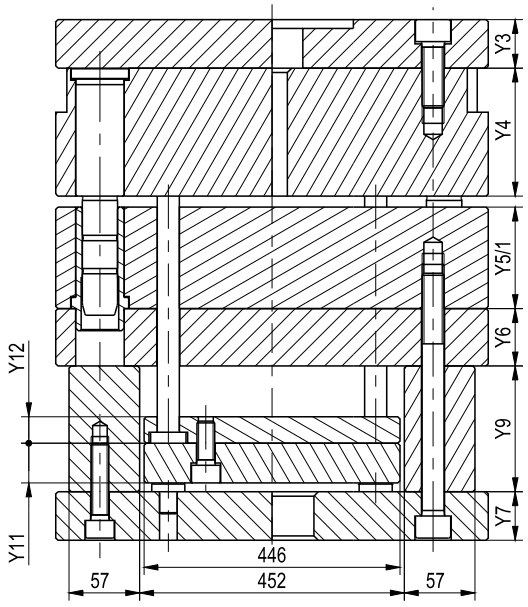

COD TipoDimY4MatY5/1MatY9

596x596

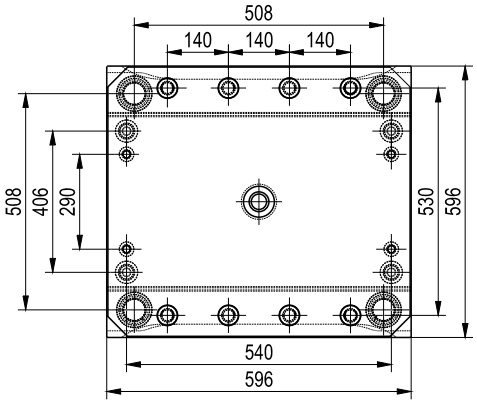

596x696

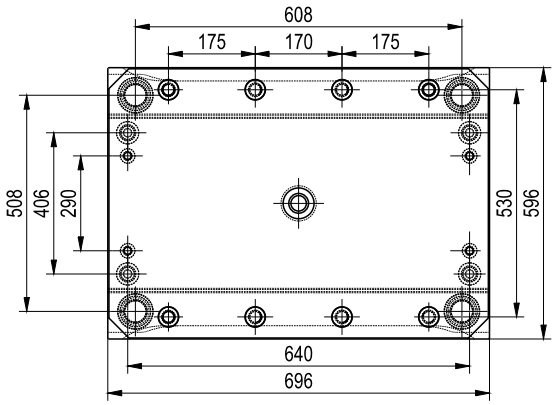

596x796

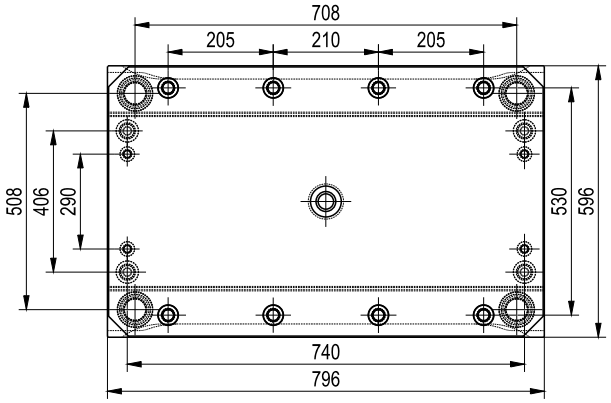

596

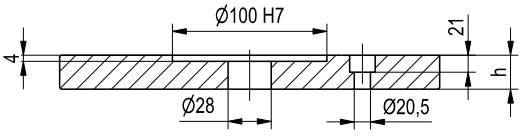

Y1

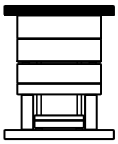

mat \ h	36							
1730	●							
2738								
-								

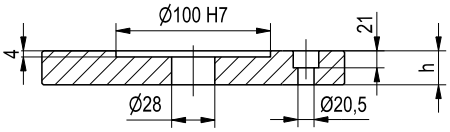

Y3

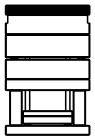

mat \ h	36							
1730	●							
2738								
-								

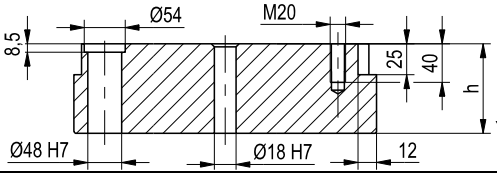

Y4

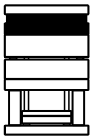

mat \ h	46	56	66	76	96	116		
1730	●	●	●	●	●	●		
2738	●	●	●	●	●	●		
2085	○	○	○	○	○	○		

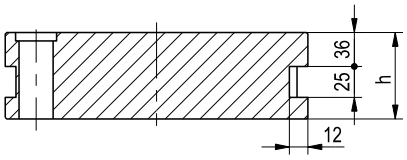

Y5

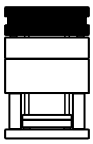

mat \ h	66	76	96	116	146	170		
1730	●	●	●	●	●	●		
2738	●	●	●	●	●	●		
2085	○	○	○	○	○	○		

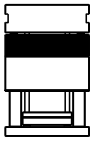

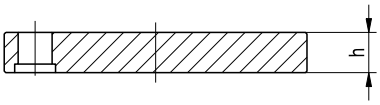

M

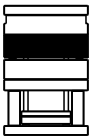

mat \ h	46	56	66	76	96	116	146	170
1730	●	●	●	●	●	●	●	●
2738	●	●	●	●	●	●	●	●
2085	○	○	○	○	○	○	○	○

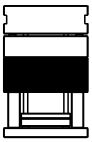

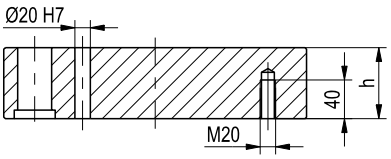

Y5/1

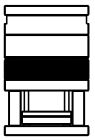

mat \ h	46	56	66	76	96	116	146	170
1730	●	●	●	●	●	●	●	●
2738	●	●	●	●	●	●	●	●
2085	○	○	○	○	○	○	○	○

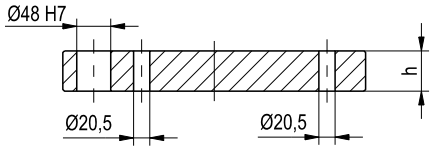

Y6

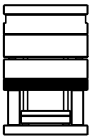

mat \ h	56							
1730	●							
2738								
-								

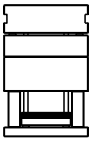

Y12

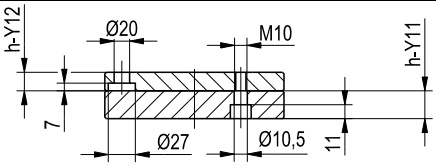

Y11

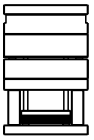

mat \ h	Y11 = 22			Y12 = 22				
1730		●			●			
2738								
-								

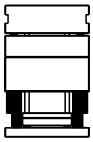

Y8

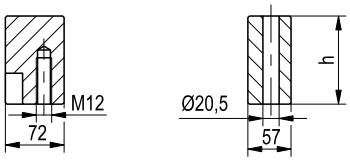

Y9

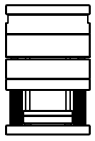

mat \ h	77	97	117					
1730	●	●	●					
2738								
-								

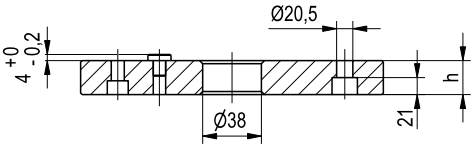

Y7

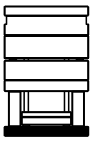

mat \ h	36							
1730	●							
2738								
-								

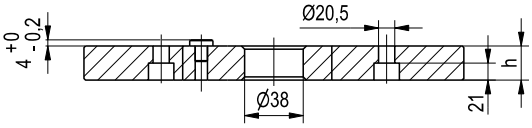

Y2

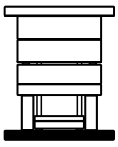

mat \ h	36							
1730	●							
2738								
-								

*Mat. 2085 a richiesta

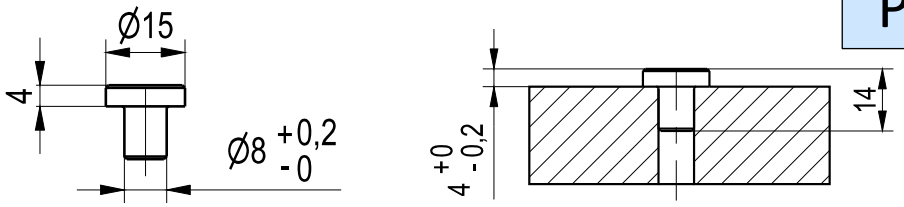

Fig.1

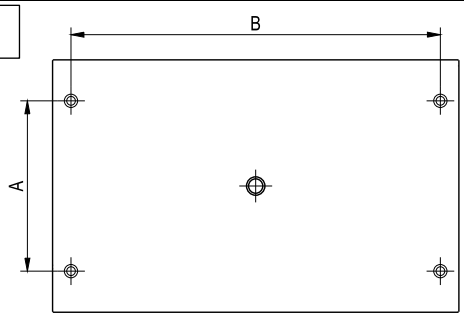

Fig.2

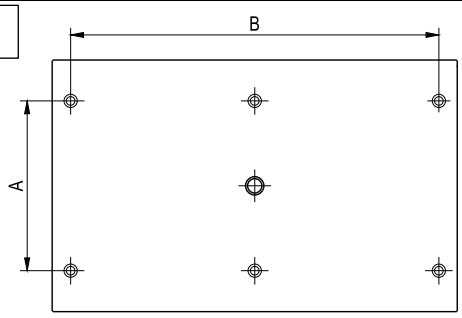

Fig.3

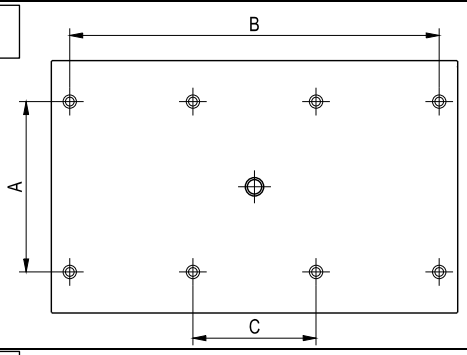

Fig.4

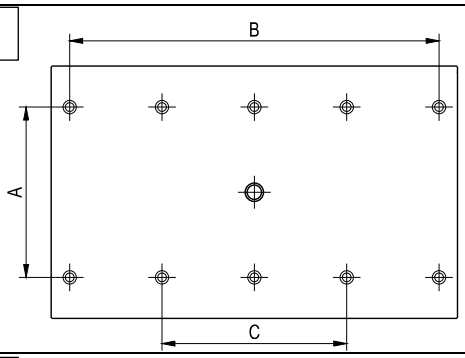

Fig.5

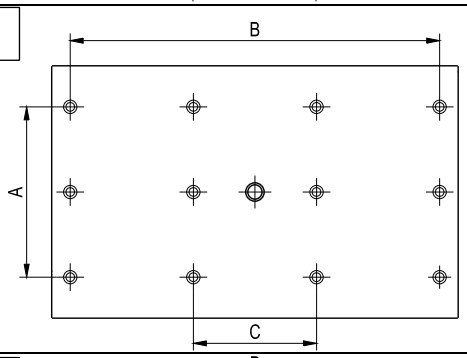

Fig.6

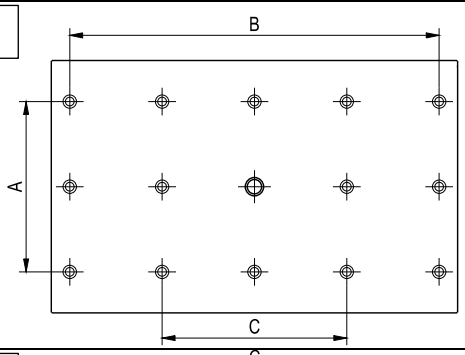

Fig.7

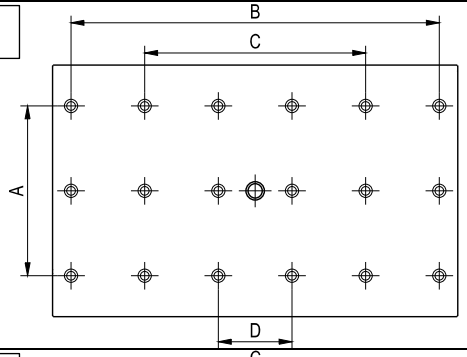

Fig.8

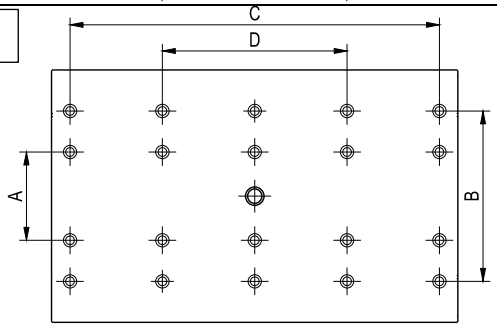

Fig.9

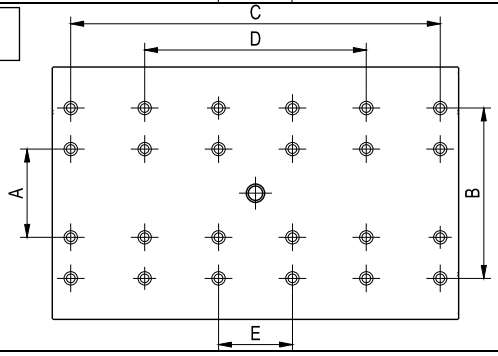

Fig.10

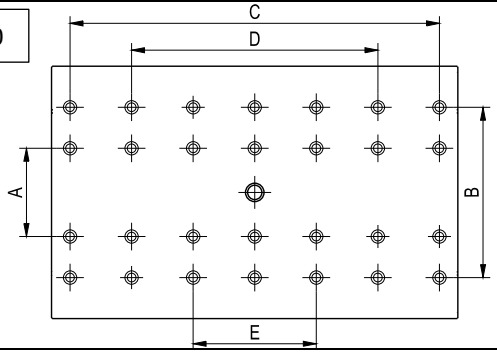

Larg.	Lung.	Figura	N° Appoggi	"A"	"B"	"C"	"D"	"E"
156	156	1	4	76	120			
	196	1	4	76	160			
	246	2	6	76	210			
196	196	1	4	94	160			
	246	2	6	94	210			
	296	2	6	94	260			
	346	3	8	94	310	104		
	446	4	10	94	410	205		
246	246	2	6	128	210			
	296	2	6	128	260			
	346	3	8	128	310	104		
	396	3	8	128	360	120		
	496	4	10	128	460	230		
296	296	2	6	166	256			
	346	3	8	166	306	102		
	396	3	8	166	356	118		
	446	4	10	166	406	202		
	546	4	10	166	506	253		
346	346	5	12	216	306	102		
	396	5	12	216	356	118		
	446	6	14	216	406	202		
	496	6	14	216	456	228		
	596	6	14	216	556	278		
396	396	5	12	256	346	116		
	446	6	14	256	396	198		
	496	6	14	256	446	224		
	546	6	14	256	496	248		
	646	6	14	256	596	298		
446	446	6	14	306	396	198		
	496	6	14	306	446	224		
	546	7	18	306	496	300	100	
	596	7	18	306	546	330	110	
	696	7	18	306	646	390	130	
496	496	8	20	102	306	440	220	
	596	8	20	102	306	540	270	
	696	9	24	102	306	640	384	128
596	596	8	20	136	406	540	270	
	696	9	24	136	406	640	384	128
	796	10	28	136	406	740	492	246

Tavolino guidato
Guided table

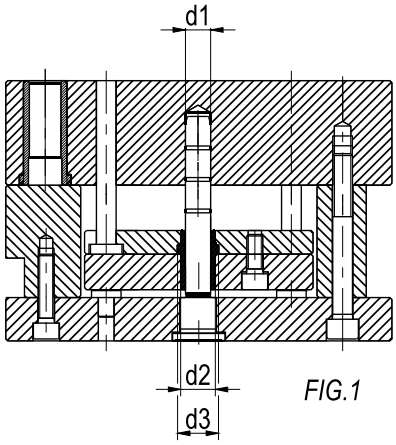

FIG.1

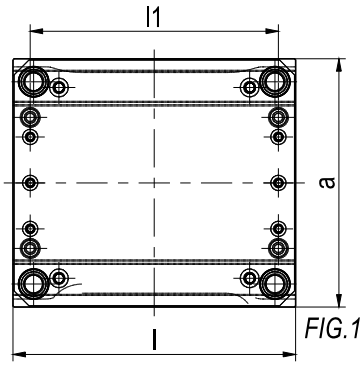

FIG.1

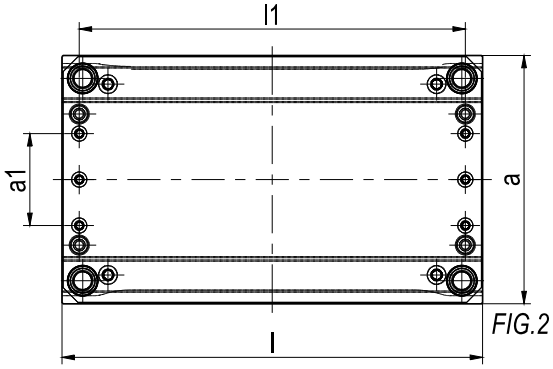

FIG.2

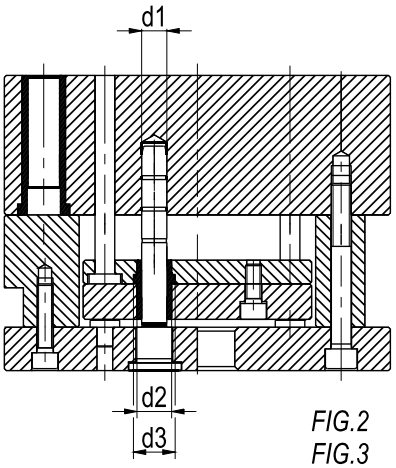

FIG.2
FIG.3
FIG.4

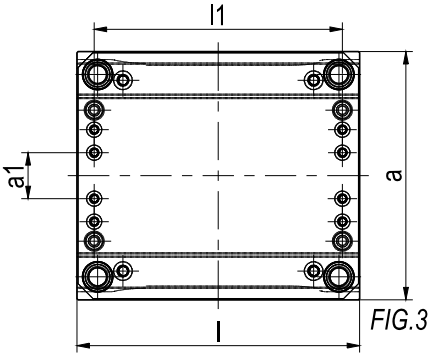

FIG.3

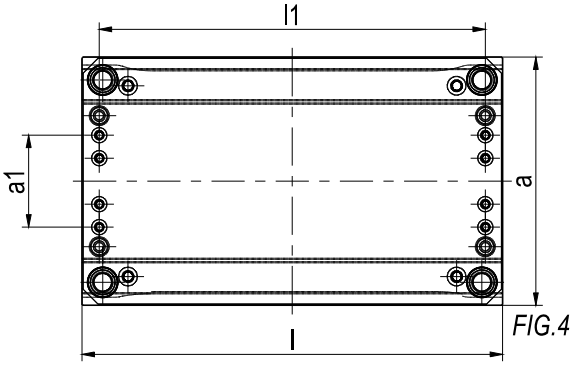

FIG.4

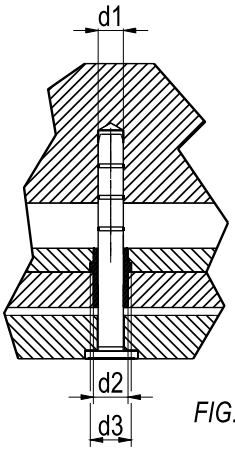

FIG.5

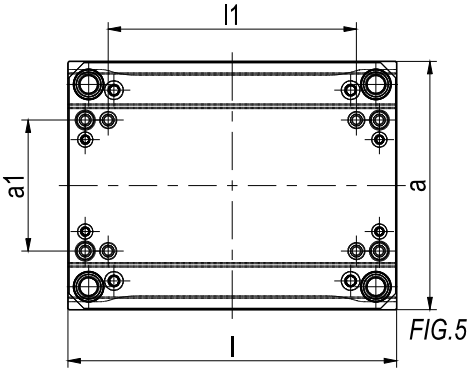

FIG.5

SERIE		DIMENSIONI			FIG.1	FIG.2		FIG.3		FIG.4		FIG.5	
a	l	d1	d2	d3	l 1	a 1	l 1	a 1	l 1	a 1	l 1	a 1	l 1
156	156	14	20	25	120								
	196				160								
	246				210								
196	196				160	50	160						
	246				210		210						
	296				260		260						
	346				310		310						
	446				410		410						
246	246				210	80	210					128	160
	296				260		260						210
	346				310		310						260
	396				360		360						310
	496				460		460						410
296	296				256			90	256			166	206
	346				306				306				256
	396				356				356				306
	446				406				406				356
	546				506				506				456
346	346				306			140	306			216	256
	396				356				356				306
	446				406				406				356
	496				456				456				406
	596				556				556				506
396	396	16	22	27	346			168	346			256	290
	446				396				396				340
	496				446				446				390
	546				496				496				440
	646				596				596				540
446	446				396			210	396			306	340
	496				446				446				390
	546				496				496				440
	596				546				546				490
	696				646				646				590
496	496	20	28	34	440					240	440	306	370
	596				540						540		470
	696				640						640		570
596	596				540					340	540	406	470
	696				640						640		570
	796				740						740		670

Portastampo per scorrimento carrelli
Mold base sliding trolleys

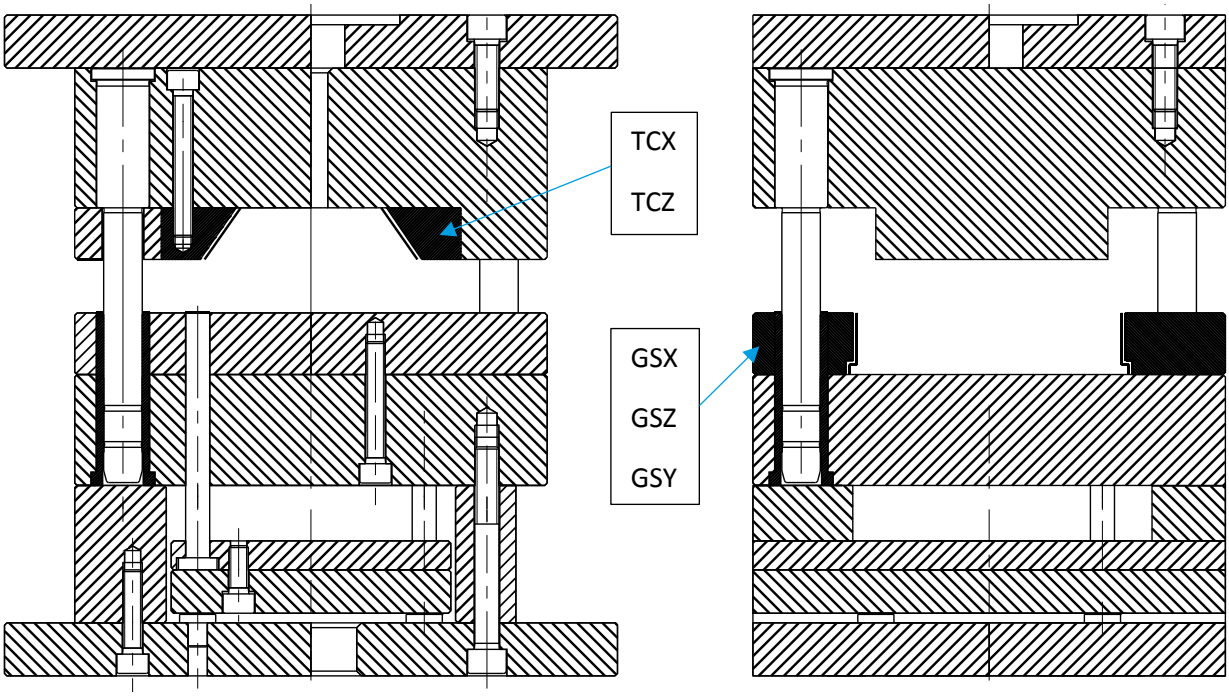

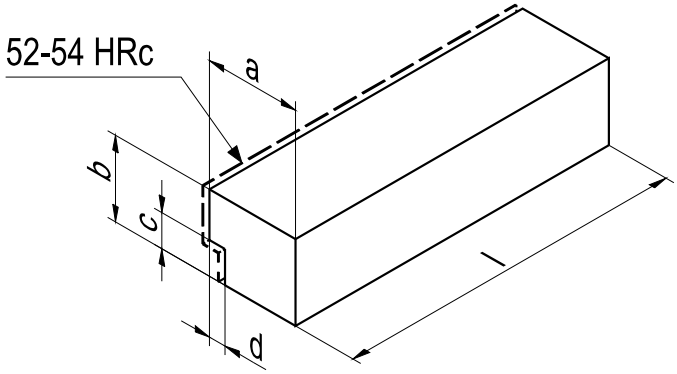

Dim.	GSX	GSZ	GSY
a	55	55	36
b	48	28	28
c	8	8	8
d	4	4	4
i	296	196	156
	346	246	196
	396	296	246
	446		
	500	500	500
Mat: DIN 1.2738 BONIFICATO			
52-54 HRc TEMPRA INDUZIONE			

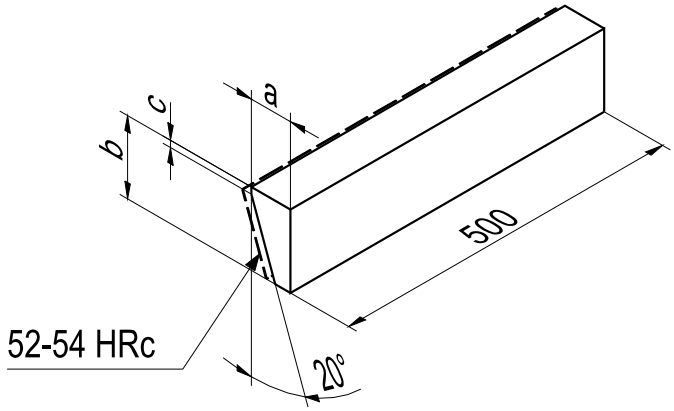

Dim.	TCX	TCZ
a	25	20
b	46	26
c	4	4
Mat: DIN 1.2738 BONIFICATO		
52-54 HRc TEMPRA INDUZIONE		

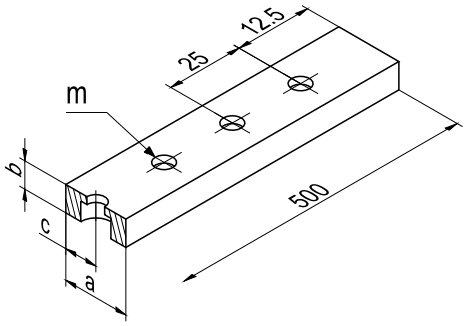

Dim.	PGX		PGZ	
a	22	+/-0,015	17	+/-0,015
b	9	+/-0,015	6	+/-0,015
c	10	+/-0,015	7.5	+/-0,015
m	TCEI M6 Testa Ribassata		TCEI M5 Testa Ribassata	

Mat: DIN 1.2343

52-54 HRc Tempra

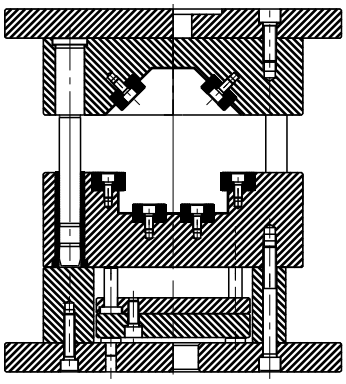

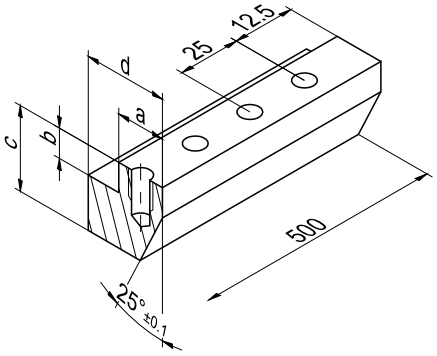

Dim.	CX		CZ	
a	20	+/-0,015	14	+/-0,015
b	12	+/-0,015	10	+/-0,015
c	34		24	
d	34		24	
e	20	-0,015 -0,025	14	-0,015 -0,025
f	12	+0,015 0	10	+0,015 0
m	M10		M8	

Mat: DIN 1.2343

52-54 HRc Tempra

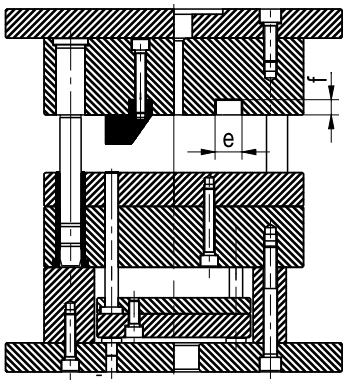

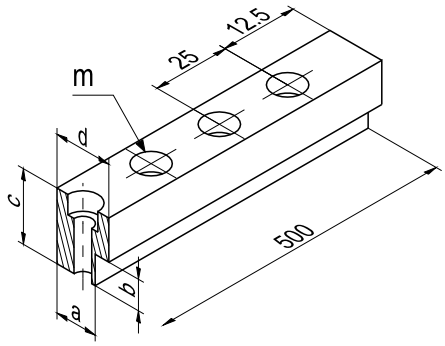

Dim.	GLX		GLX/A		GLZ	
a	14	+/-0,015	14	+/-0,015	14	+/-0,015
b	10	+/-0,015	15	+/-0,015	10	+/-0,015
c	24	+/-0,015	24	+/-0,015	19	+/-0,015
d	19	+/-0,015	19	+/-0,015	19	+/-0,015
e	14	+/-0,02	14	+/-0,02	14	+/-0,02
f	2	+/-0,02	2	+/-0,02	2	+/-0,02
m	TCEI M6		TCEI M6		TCEI M6	

Mat: DIN 1.2343

52-54 HRc Tempra

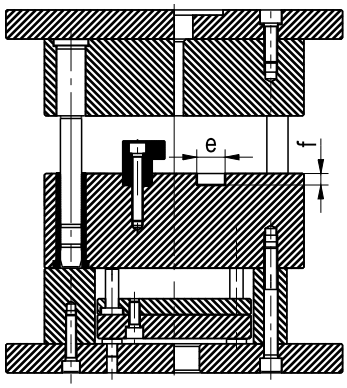

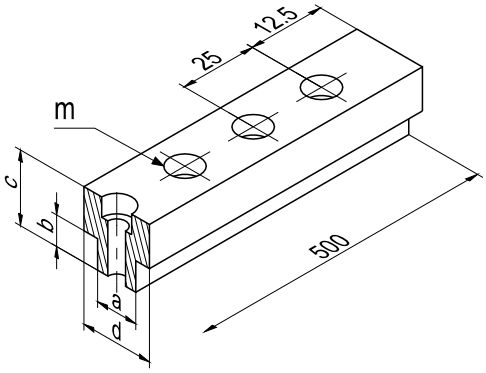

Dim	GTX		GTX/A		GTZ	
a	14	+0/-0,02	14	+0/-0,02	14	+0/-0,02
b	10	+0,02/-0	15	+0,02/-0	10	+0,02/-0
c	24	+0/-0,01	24	+0/-0,01	19	+0/-0,01
d	24	+0/-0,01	24	+0/-0,01	24	+0/-0,01
e	14	+0,02/-0	14	+0,02/-0	14	+0,02/-0
f	2	+/-0,02	2	+/-0,02	2	+/-0,02
m	TCEI M6		TCEI M6		TCEI M6	

Mat: DIN 1.2343

52-54 HRc Tempra

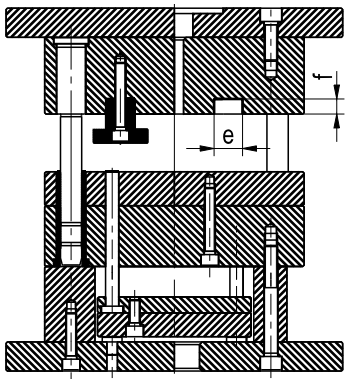

Portastampo rotatorio
Mould bases around

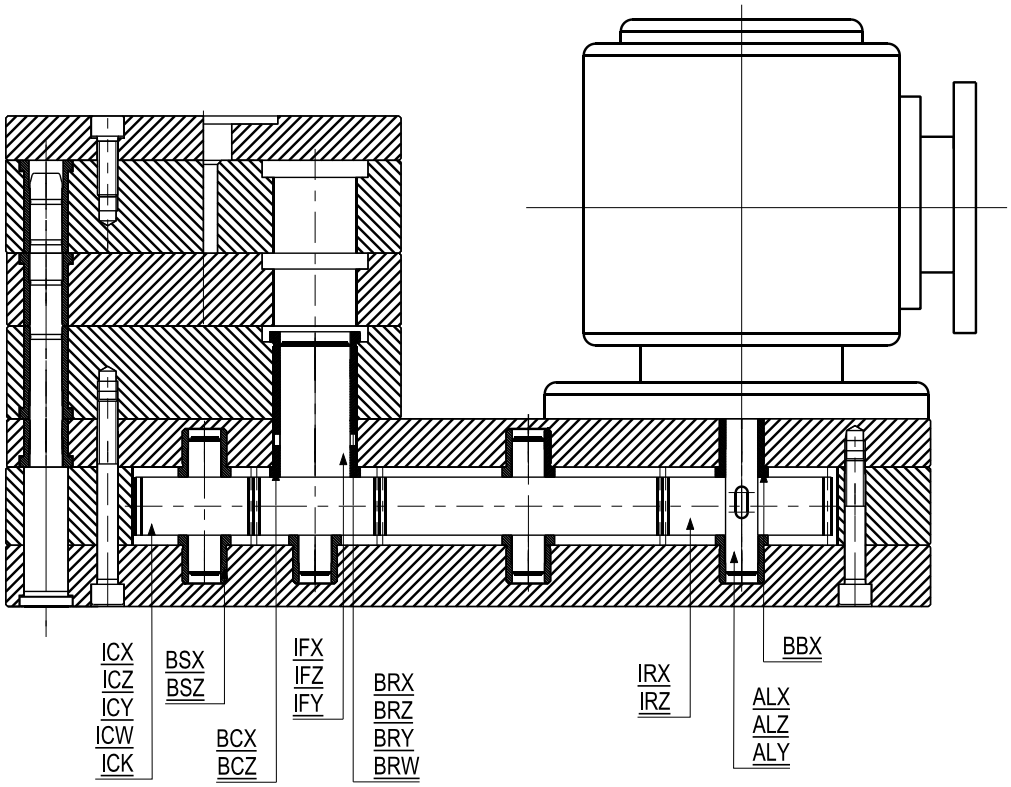

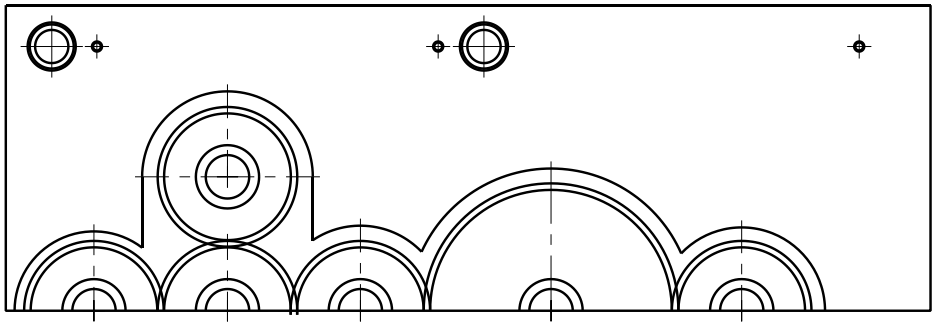

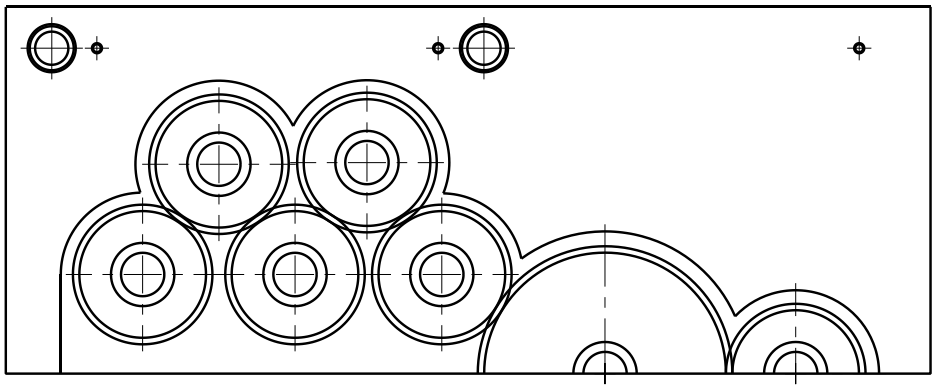

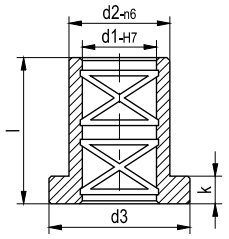

COD Tipo

Tipo	BSX	BSZ	BCX	BCZ	
d1	25	20	40	25	
d2	34	28	48	34	
d3	38	32	52	38	
l	16,5	16,5	12	12	
k	1,5	1,5	2	2	
Mat: 18 Ni Cr Mo 5 oppure 100 Cr6					
60 HRc					

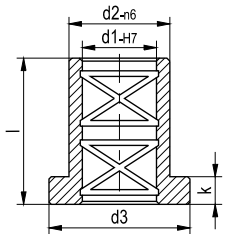

COD Tipo

Tipo	BRX	BRZ	BRY		
d1	40	40	25		
d2	48	48	34		
d3	55	55	40		
l	43	37	43		
k	8	8	7		
Mat: 18 Ni Cr Mo 5 oppure 100 Cr6					
60 HRc					

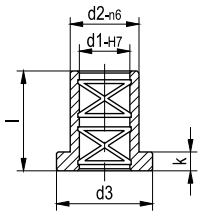

COD Tipo

Tipo	BBX		Tipo	BCK	BCY
d1	25		d1	20	25
d2	34		d2	28	34
d3	38		d3	32	38
l	23		l	16	16
k	3		k	7	7
Mat: Bronzo			Mat: 18 Ni Cr Mo 5 oppure 100 Cr6		
			60 HRc		

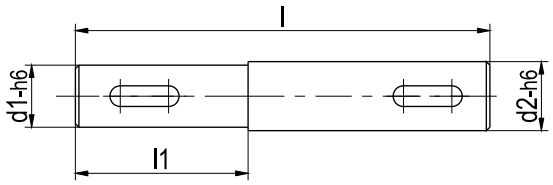

COD Tipo

Tipo	ALX	ALZ	ALY		
d1	25	25	25		
d2	32	28	24		
l	205	205	205		
l1	60	60	60		
Mat: DIN 1.1730					
52-54 HRc					

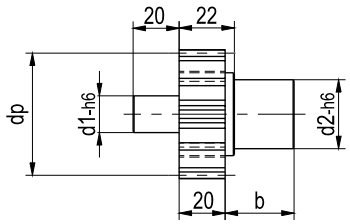

COD Tipo

Tipo	IFX	IFY	IFZ		
d1	25	25	20		
d2	40	40	25		
dp	58	60	36		
z	29	30	18		
b	72	62	72		
Modulo	2				
Mat: DIN 1.1730					
52-54 HRc					

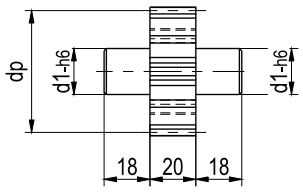

COD Tipo

Tipo	ICX	ICZ	ICY	ICW	ICK	ICK15
d1	25	25	25	25	25	15
dp	116	88	60	58	36	36
z	58	44	30	29	18	18
Modulo	2					
Mat: DIN 1.1730						
52-54 HRc						

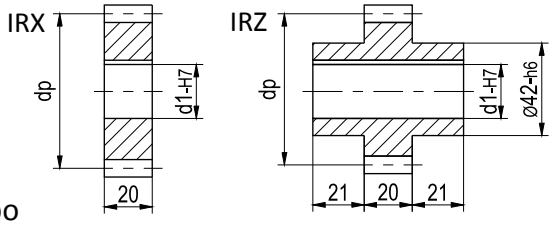

COD Tipo

Tipo	IRX	IRZ			
d1	25	25			
dp	60	60			
z	30	30			
Modulo					
Mat: DIN 1.1730					
52-54 HRc					

Bussole di guida
Guide bushing

Serie XE

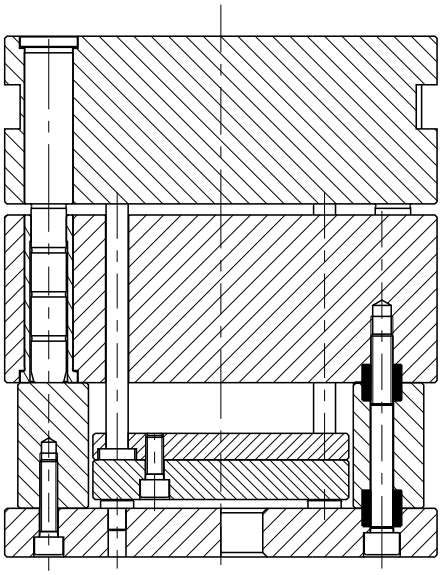

Serie X

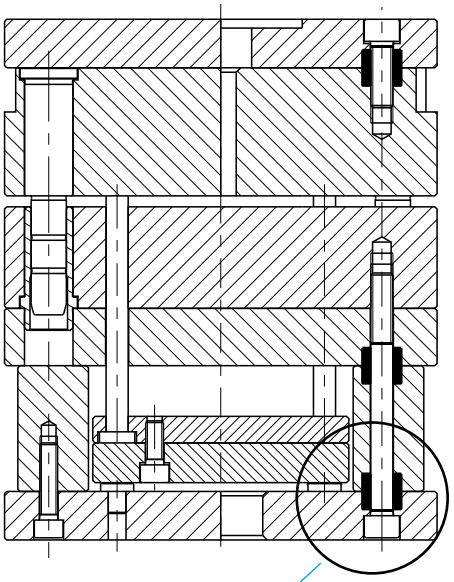

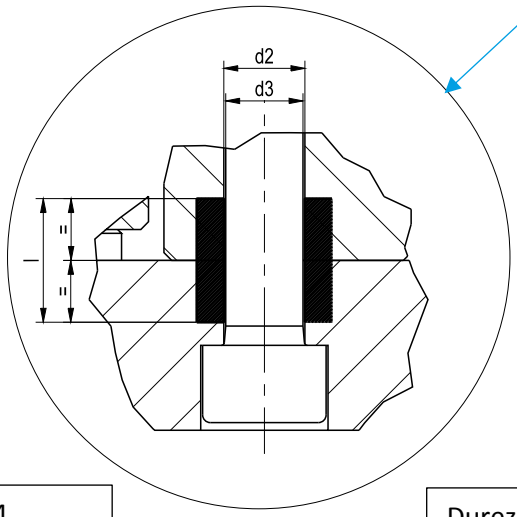

Materiale: 18NiCrMo5 o 16CrNi4

Durezza superficiale: HRc 61÷63

d1	d2	d3	l
Ø18 n6	M12	M10	16
Ø18 n6	M14	M12	16
			20
Ø20 n6	M16	M14	16
Ø22 n6	M18	M16	16
Ø28 n6	M22	M20	26

Portastampi - Moulds Base

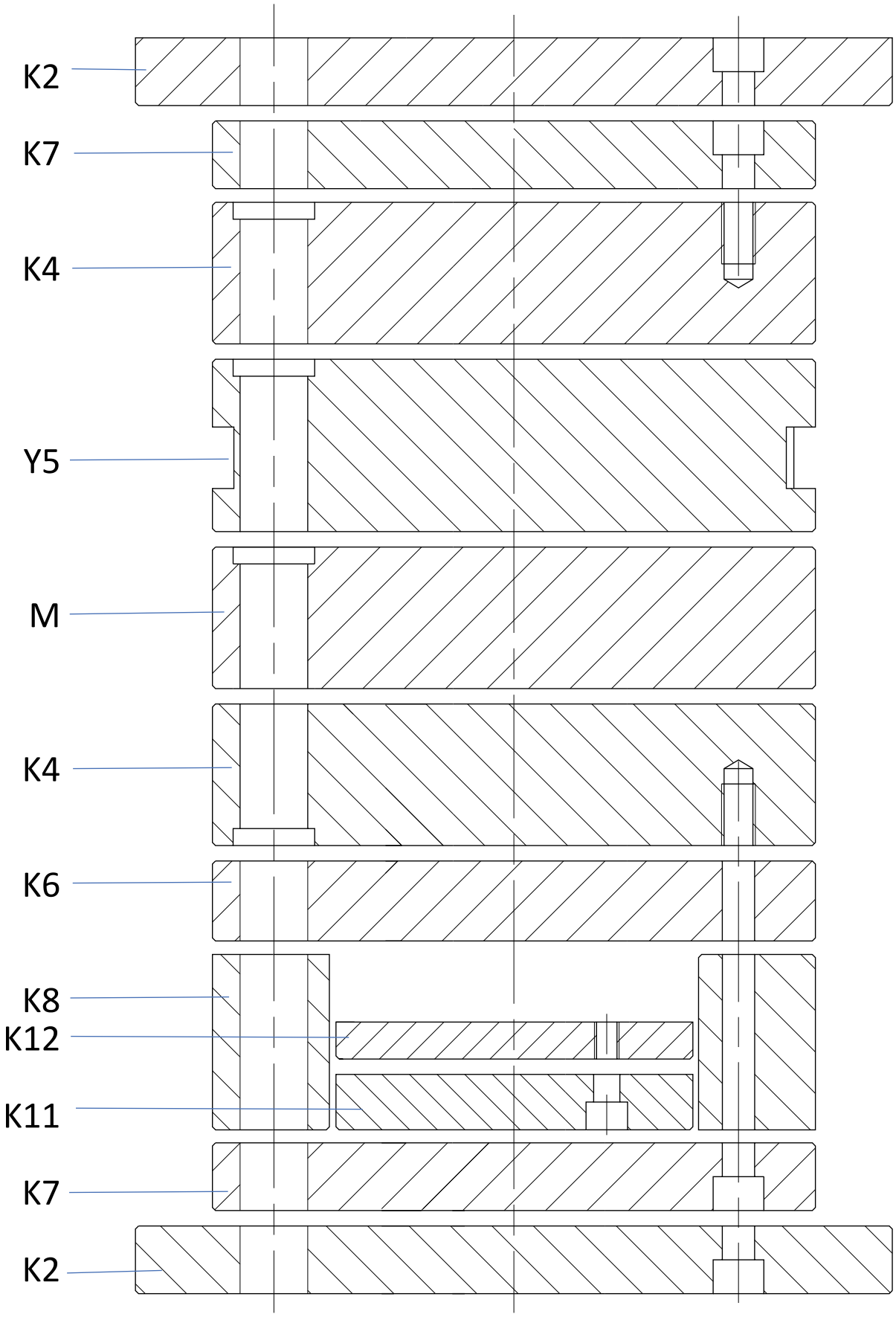

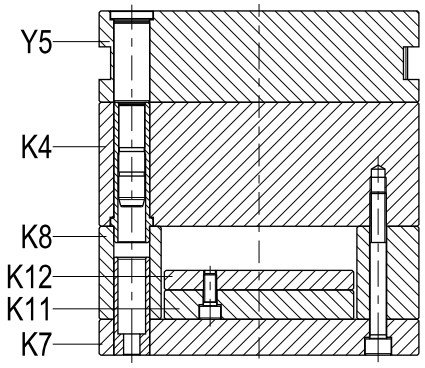

HE

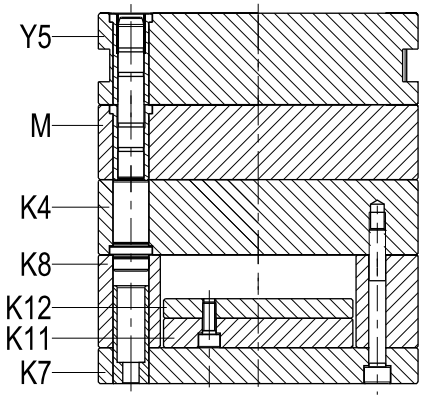

HE+M

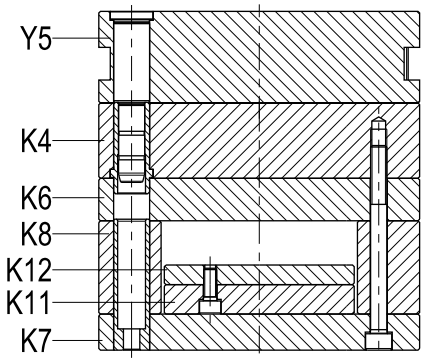

HE+K6

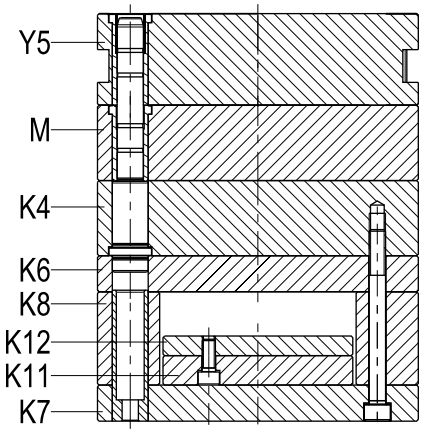

HE+K6+M

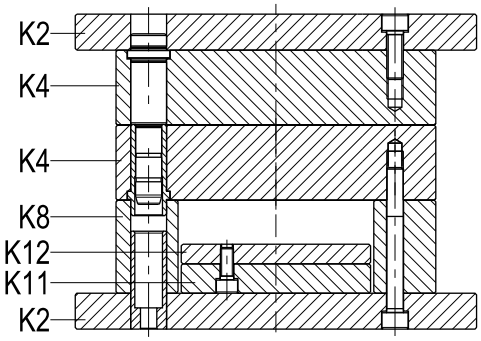

HE DEB.

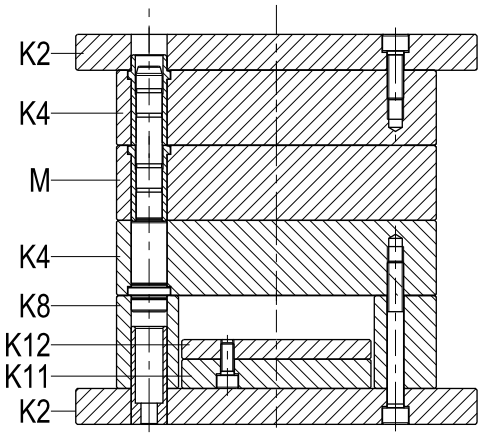

HE DEB.+M

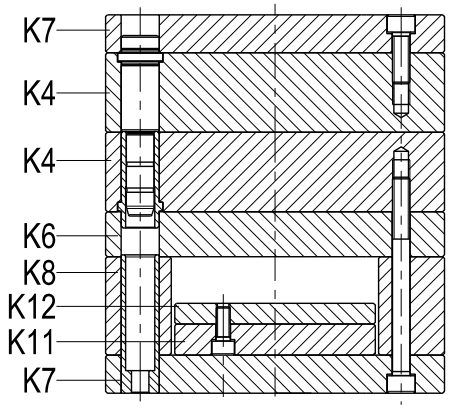

H

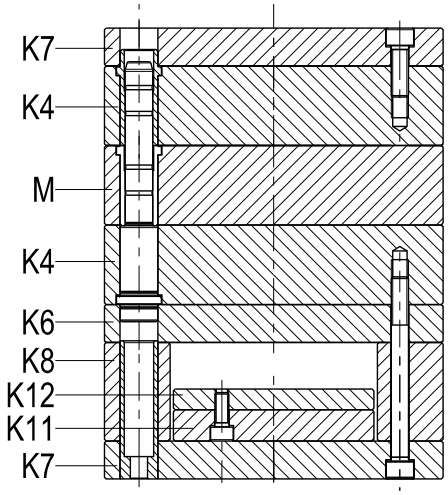

H+M

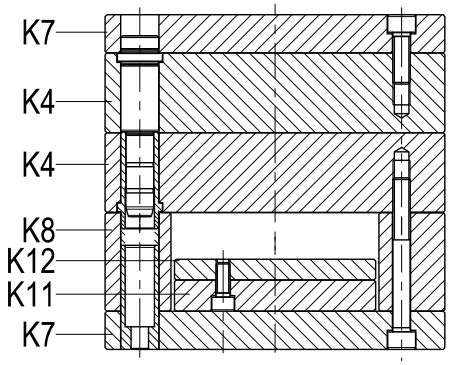

H -K6

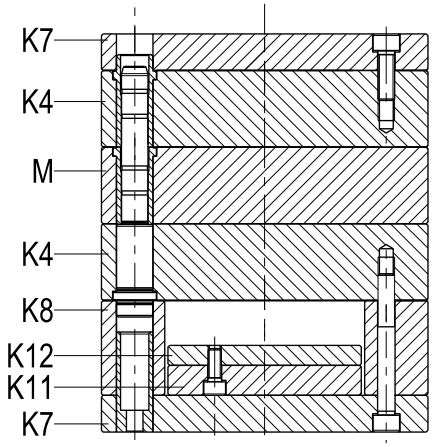

H-K6+M

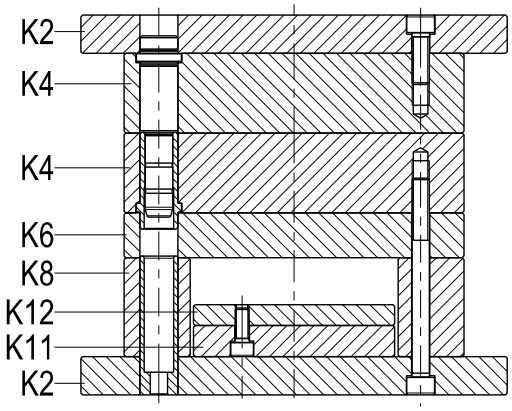

H DEB.

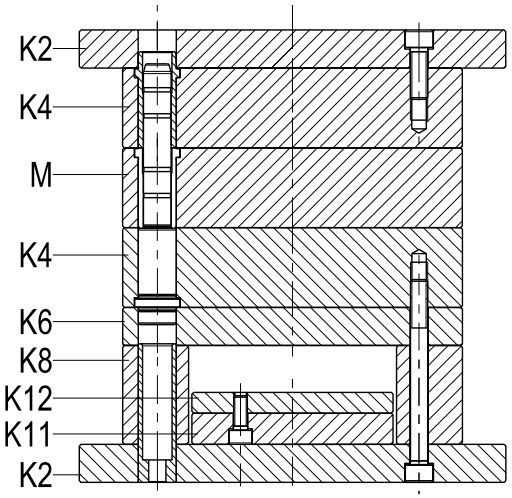

H DEB.+M

Serie HE

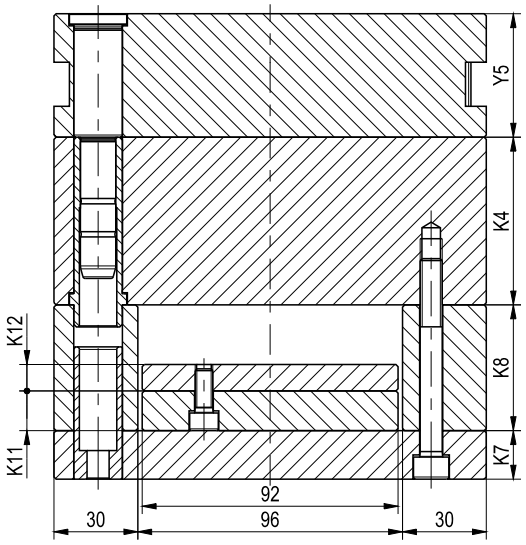

COD TipoDimY5MatK4MatK8

156x156

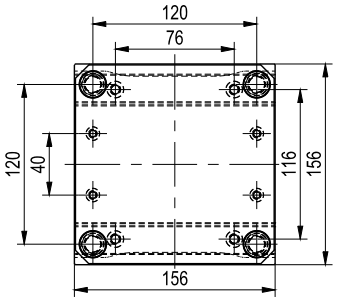

156x196

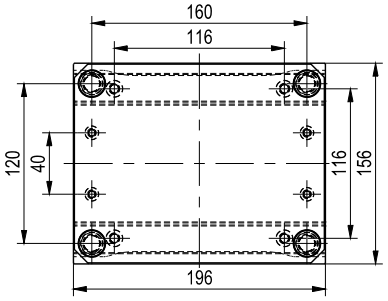

Serie H

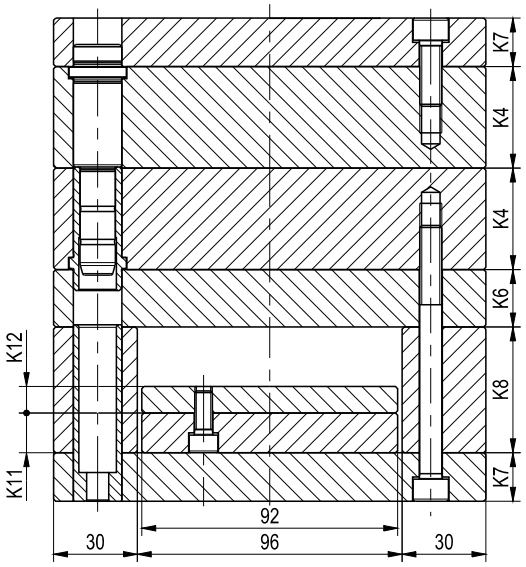

COD TipoDimK4MatK4MatK8

156x246

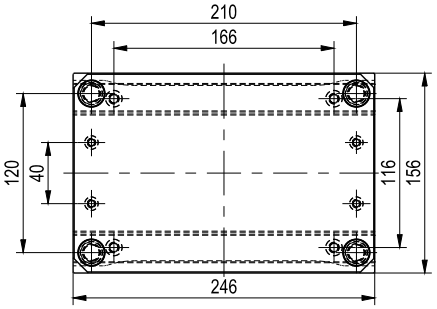

156

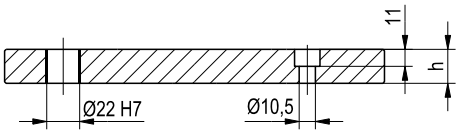

K2

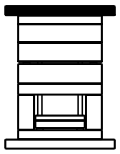

mat \ h	22							
1730	●							
2738								
-								

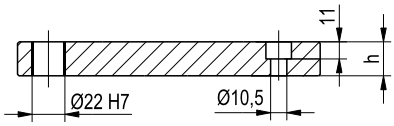

K7

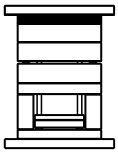

mat \ h	22							
1730	●							
2738								
-								

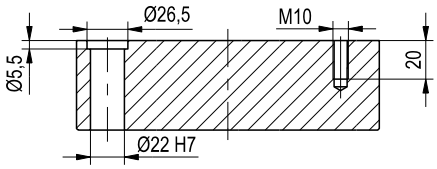

K4

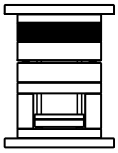

mat \ h	26	36	46	56	66	76		
1730	●	●	●	●	●	●		
2738	●	●	●	●	●	●		
2085	○	○	○	○	○	○		

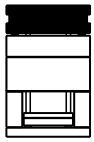

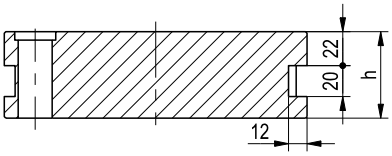

Y5

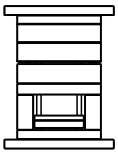

mat \ h	46	56	66	76				
1730	●	●	●	●				
2738	●	●	●	●				
2085	○	○	○	○				

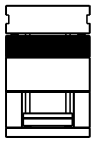

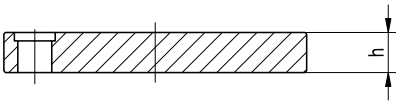

M

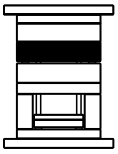

mat \ h	26	36	46	56	66	76		
1730	●	●	●	●	●	●		
2738	●	●	●	●	●	●		
2085	○	○	○	○	○	○		

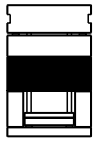

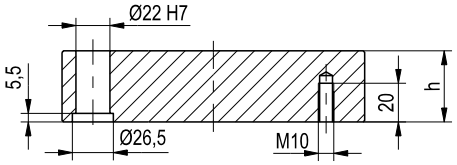

K4

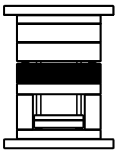

mat \ h	26	36	46	56	66	76		
1730	●	●	●	●	●	●		
2738	●	●	●	●	●	●		
2085	○	○	○	○	○	○		

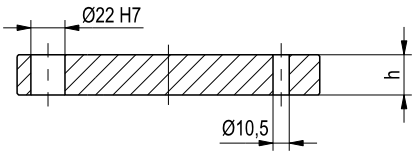

K6

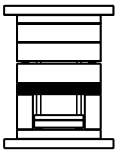

mat \ h	26							
1730	●							
2738								
-								

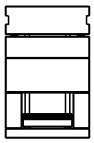

K12

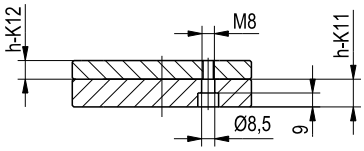

K11

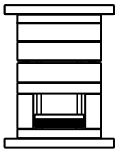

mat \ h	Y11 = 18			Y12 = 12				
1730		●			●			
2738								
-								

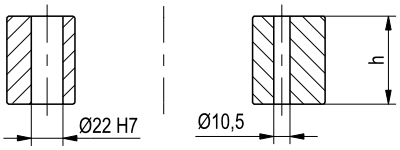

K8

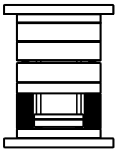

mat \ h	57	77	97					
1730	●	●	●					
2738								
-								

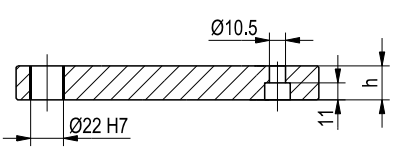

K7

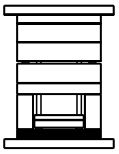

mat \ h	22							
1730	●							
2738								
-								

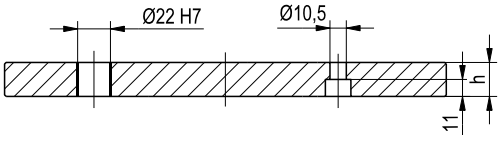

K2

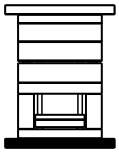

mat \ h	22							
1730	●							
2738								
-								

*Mat. 2085 a richiesta

Serie HE

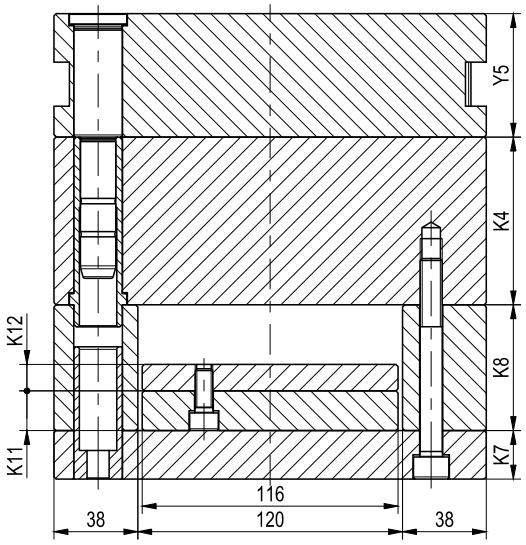

COD TipoDimY5MatK4MatK8

Serie H

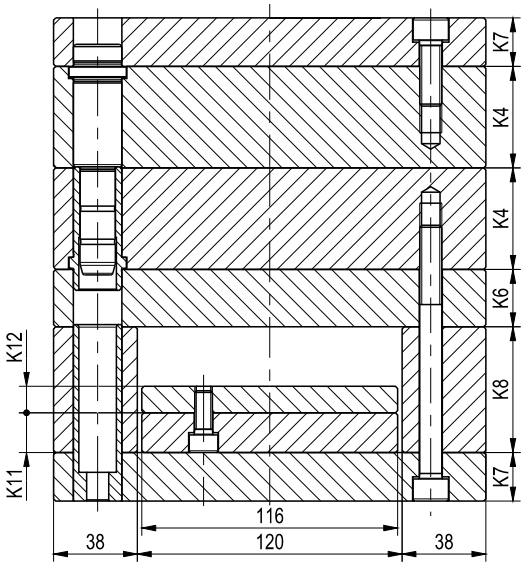

COD TipoDimK4MatK4MatK8

196x196

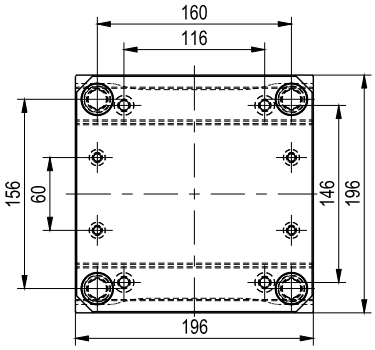

196x246

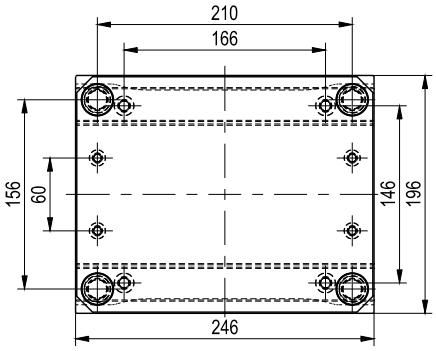

196x296

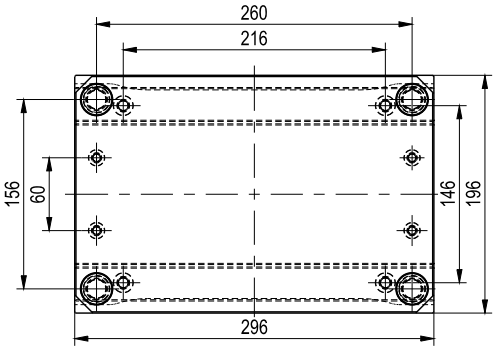

196x346

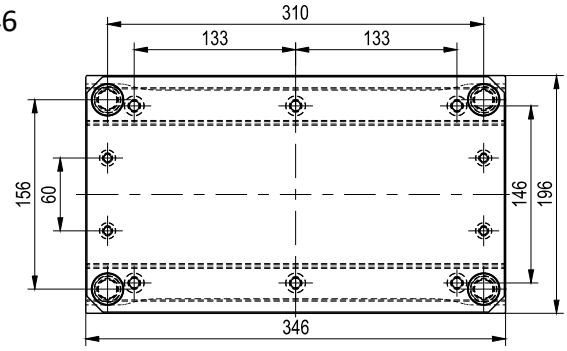

196x446

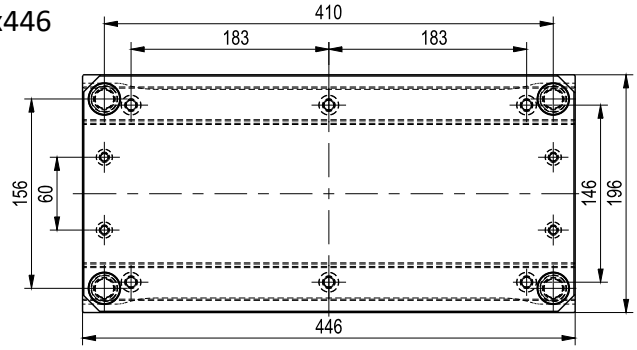

196

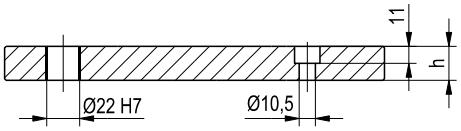

K2

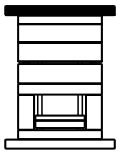

mat \ h	22							
1730	●							
2738								
-								

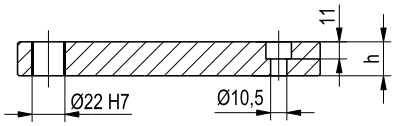

K7

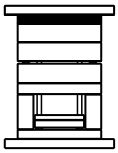

mat \ h	22							
1730	●							
2738								
-								

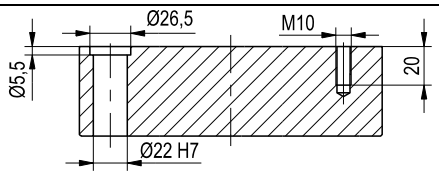

K4

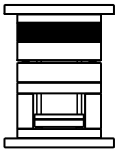

mat \ h	26	36	46	56	66	76	96	
1730	●	●	●	●	●	●	●	
2738	●	●	●	●	●	●	●	
2085	○	○	○	○	○	○	○	

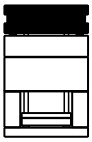

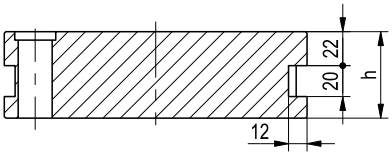

Y5

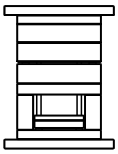

mat \ h	46	56	66	76	96			
1730	●	●	●	●	●			
2738	●	●	●	●	●			
2085	○	○	○	○	○			

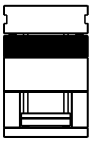

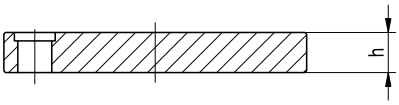

M

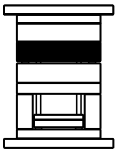

mat \ h	26	36	46	56	66	76	96	
1730	●	●	●	●	●	●	●	
2738	●	●	●	●	●	●	●	
2085	○	○	○	○	○	○	○	

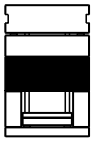

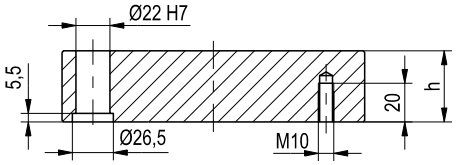

K4

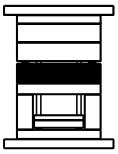

mat \ h	26	36	46	56	66	76	96	
1730	●	●	●	●	●	●	●	
2738	●	●	●	●	●	●	●	
2085	○	○	○	○	○	○	○	

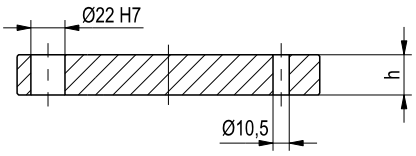

K6

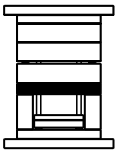

mat \ h	26							
1730	●							
2738								
-								

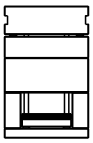

K12

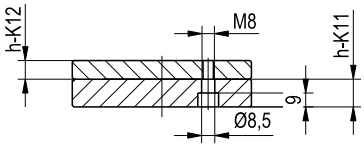

K11

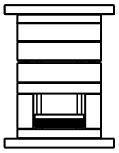

mat \ h	Y11 = 18			Y12 = 12			446 Y12 =18	
1730		●			●		●	
2738								
-								

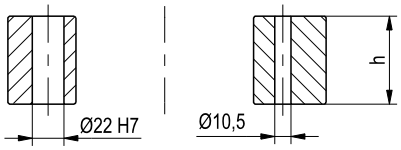

K8

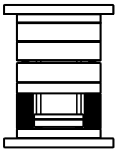

mat \ h	57	77	97					
1730	●	●	●					
2738								
-								

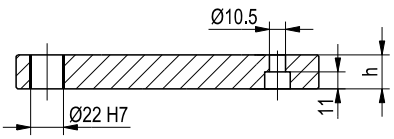

K7

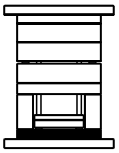

mat \ h	22							
1730	●							
2738								
-								

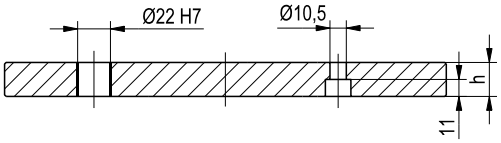

K2

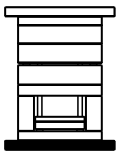

mat \ h	22							
1730	●							
2738								
-								

*Mat. 2085 a richiesta

Serie HE

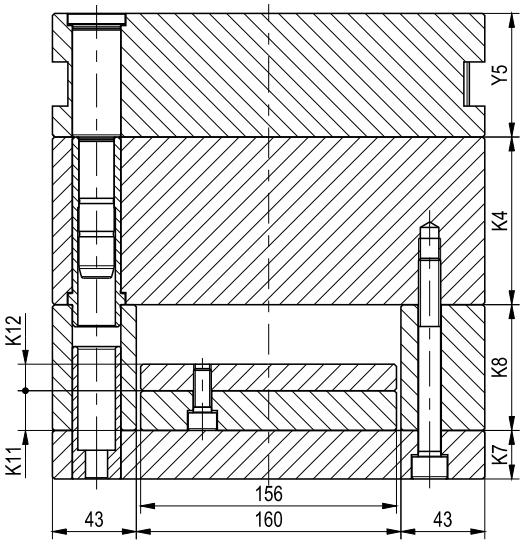

COD TipoDimY5MatK4MatK8

Serie H

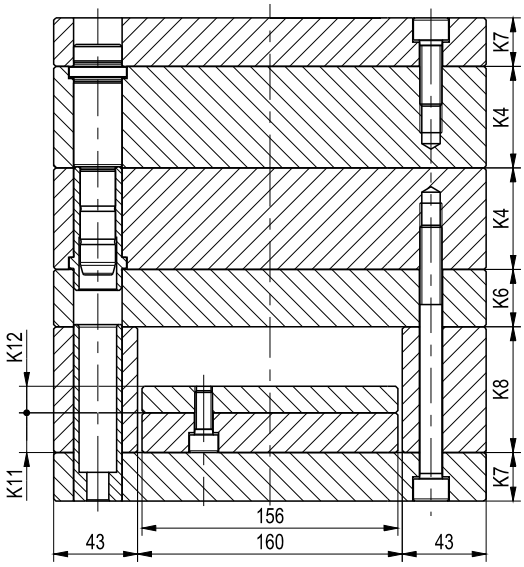

COD TipoDimK4MatK4MatK8

246x246

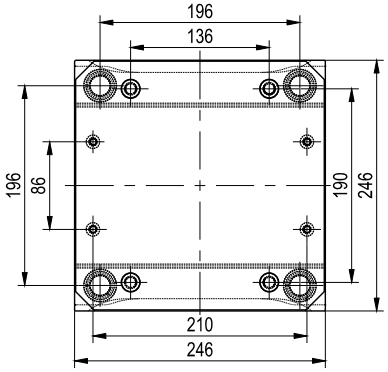

246x296

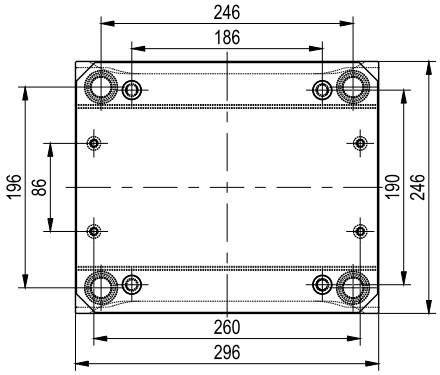

246x346

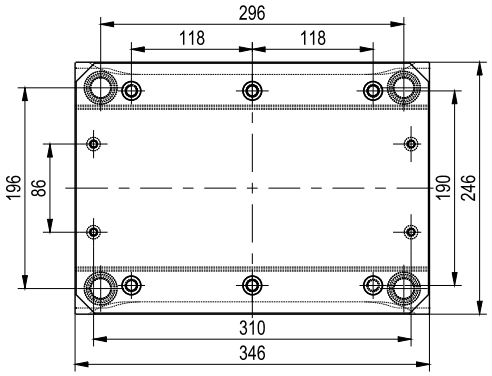

246x396

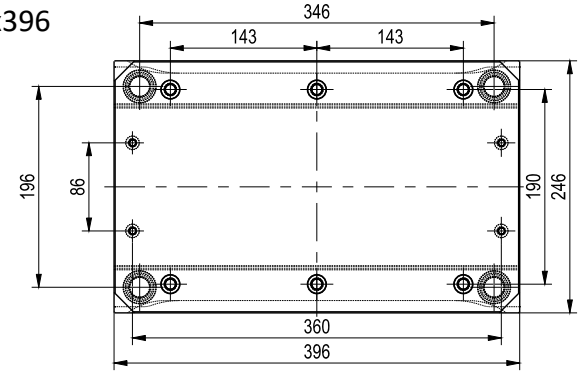

246x496

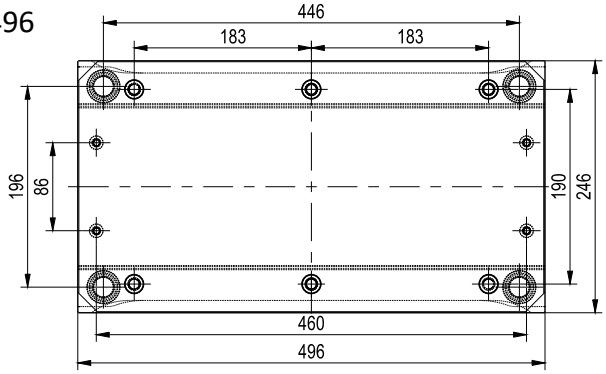

246

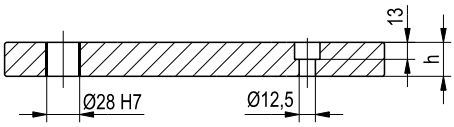

K2

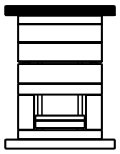

mat \ h	26							
1730	●							
2738								
-								

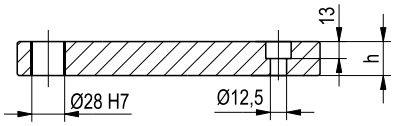

K7

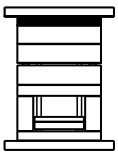

mat \ h	26							
1730	●							
2738								
-								

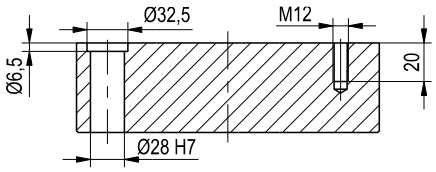

K4

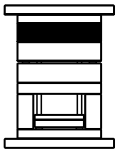

mat \ h	26	36	46	56	66	76	96	
1730	●	●	●	●	●	●	●	
2738	●	●	●	●	●	●	●	
2085	○	○	○	○	○	○	○	

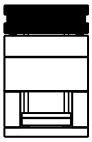

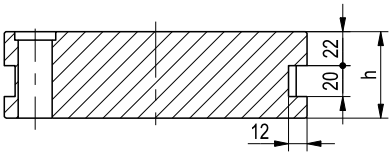

Y5

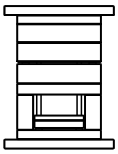

mat \ h	46	56	66	76	96			
1730	●	●	●	●	●			
2738	●	●	●	●	●			
2085	○	○	○	○	○			

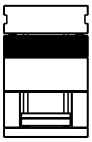

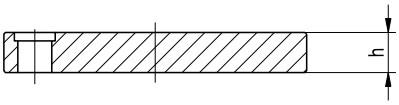

M

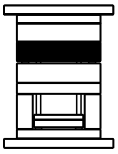

mat \ h	26	36	46	56	66	76	96	
1730	●	●	●	●	●	●	●	
2738	●	●	●	●	●	●	●	
2085	○	○	○	○	○	○	○	

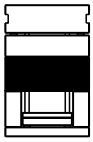

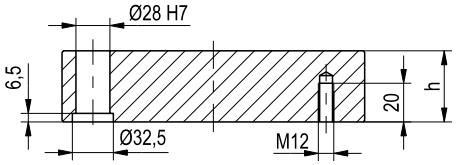

K4

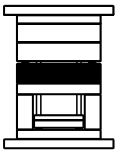

mat \ h	26	36	46	56	66	76	96	
1730	●	●	●	●	●	●	●	
2738	●	●	●	●	●	●	●	
2085	○	○	○	○	○	○	○	

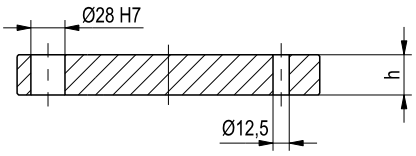

K6

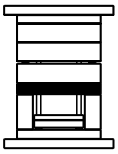

mat \ h	36							
1730	●							
2738								
-								

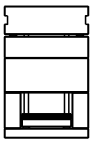

K12

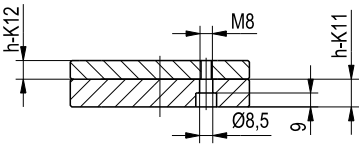

K11

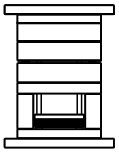

mat \ h	Y11 = 18		Y12 = 12		496 Y12 =18
1730	●		●		●
2738					
-					

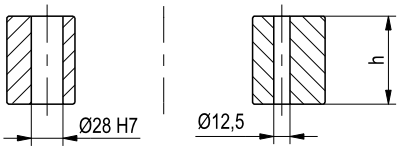

K8

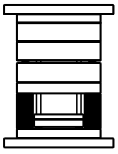

mat \ h	57	77	97	117				
1730	●	●	●	●				
2738								
-								

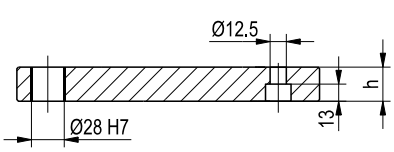

K7

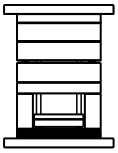

mat \ h	26							
1730	●							
2738								
-								

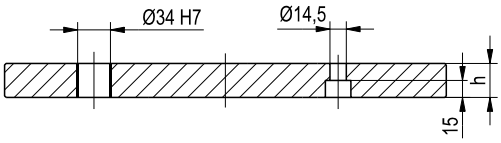

K2

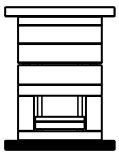

mat \ h	26							
1730	●							
2738								
-								

*Mat. 2085 a richiesta

Serie HE

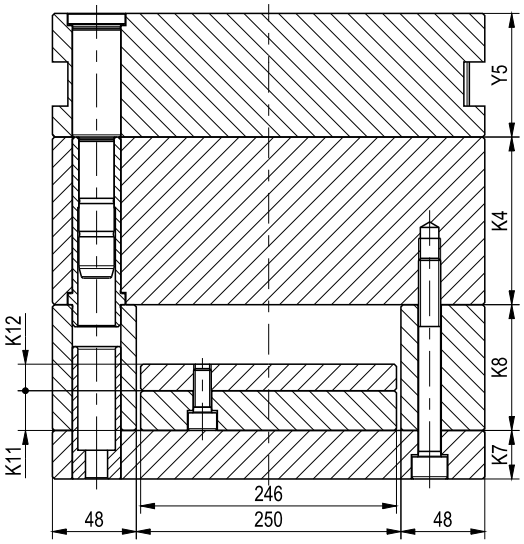

COD TipoDimY5MatK4MatK8

Serie H

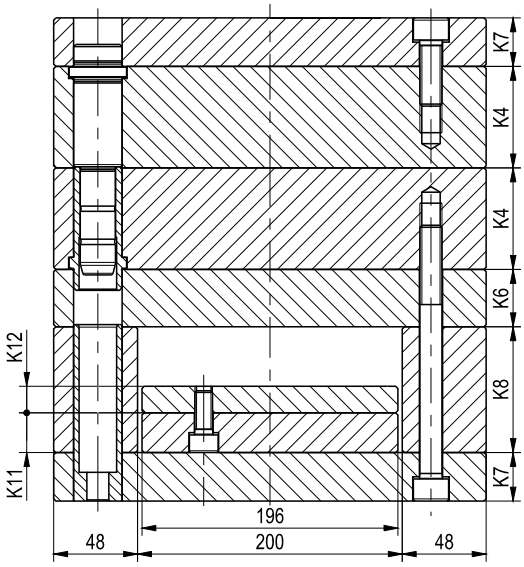

COD TipoDimK4MatK4MatK8

296x296

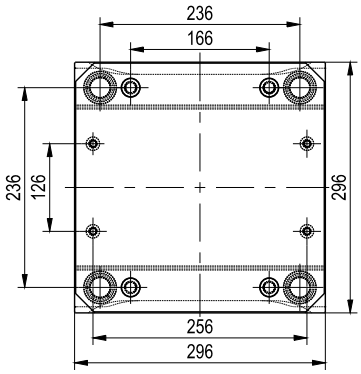

296x346

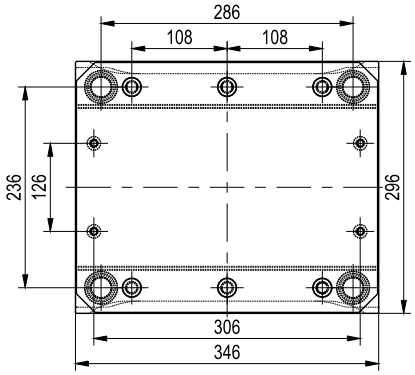

296x396

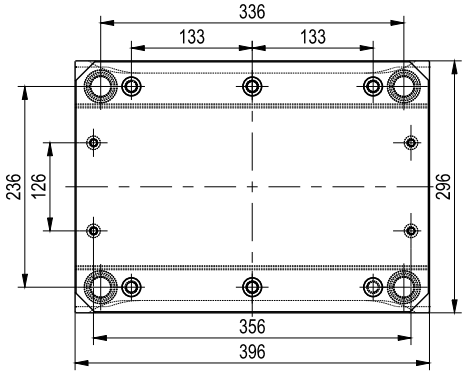

296x446

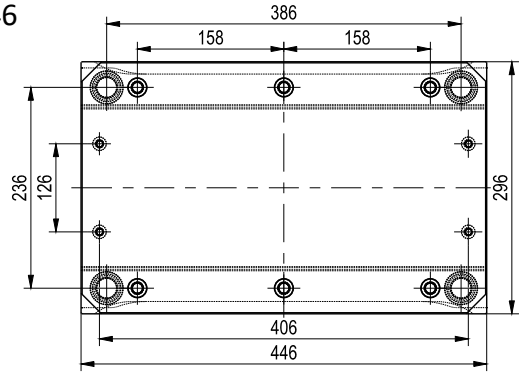

296x546

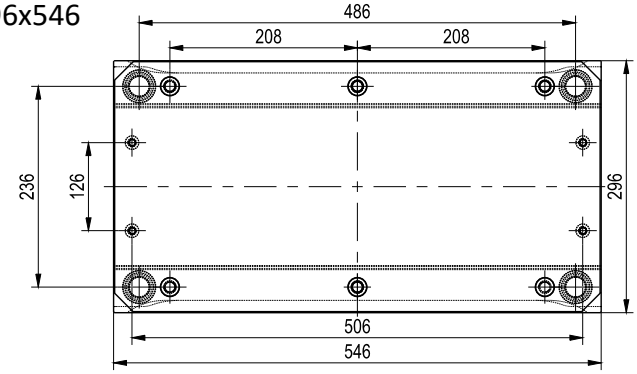

296

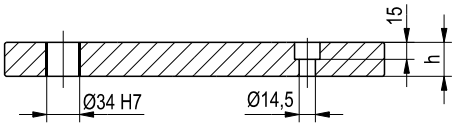

K2

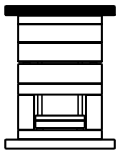

mat \ h	26							
1730	●							
2738								
-								

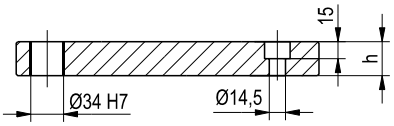

K7



mat \ h	26							
1730	●							
2738								
-								

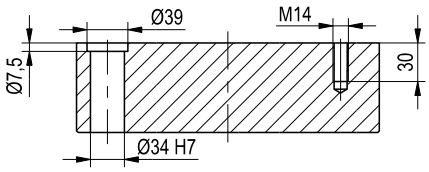

K4

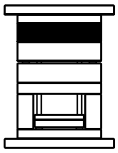

mat \ h	36	46	56	66	76	96	116	
1730	●	●	●	●	●	●	●	
2738	●	●	●	●	●	●	●	
2085	○	○	○	○	○	○	○	

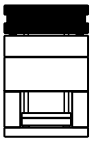

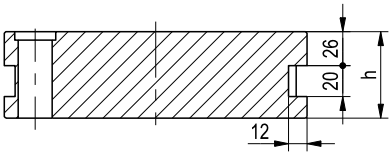

Y5

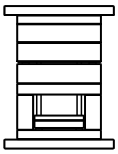

mat \ h	46	56	66	76	96	116		
1730	●	●	●	●	●	●		
2738	●	●	●	●	●	●		
2085	○	○	○	○	○	○		

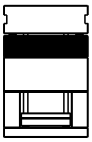

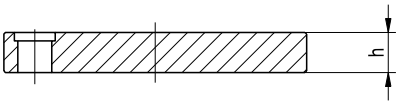

M

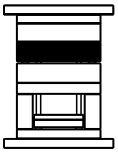

mat \ h	36	46	56	66	76	96	116	
1730	●	●	●	●	●	●	●	
2738	●	●	●	●	●	●	●	
2085	○	○	○	○	○	○	○	

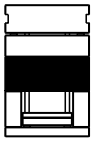

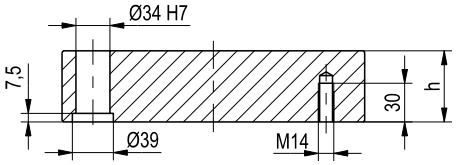

K4

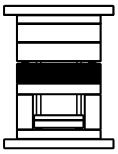

mat \ h	36	46	56	66	76	96	116	
1730	●	●	●	●	●	●	●	
2738	●	●	●	●	●	●	●	
2085	○	○	○	○	○	○	○	

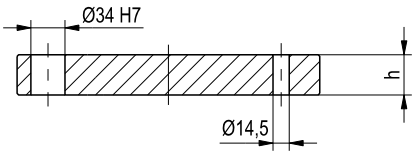

K6

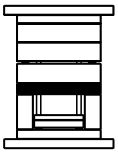

mat \ h	36							
1730	●							
2738								
-								

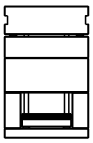

K12

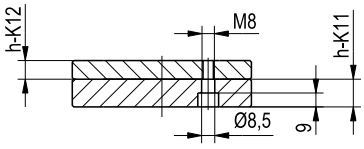

K11

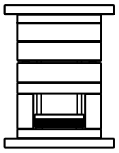

mat \ h	Y11 = 18		Y12 = 12		546 Y12 =18
1730	●		●		●
2738					
-					

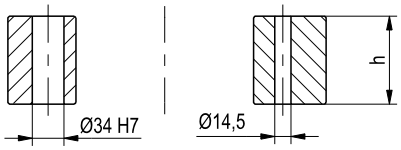

K8

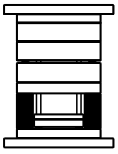

mat \ h	57	77	97	117				
1730	●	●	●	●				
2738								
-								

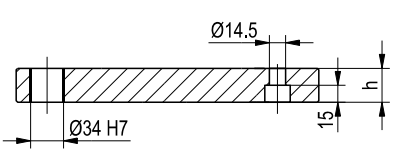

K7

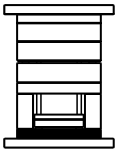

mat \ h	26							
1730	●							
2738								
-								

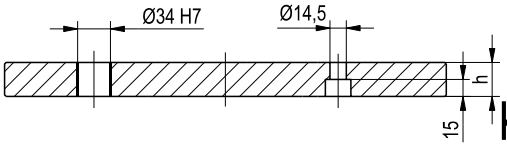

K2

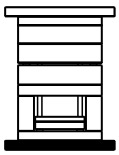

mat \ h	26							
1730	●							
2738								
-								

*Mat. 2085 a richiesta

Serie HE

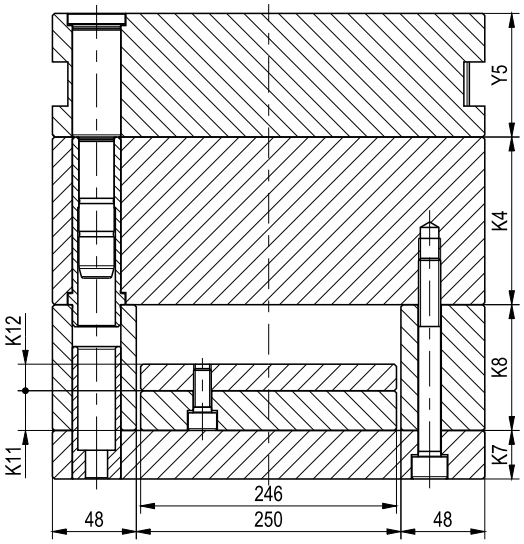

COD TipoDimY5MatK4MatK8

Serie H

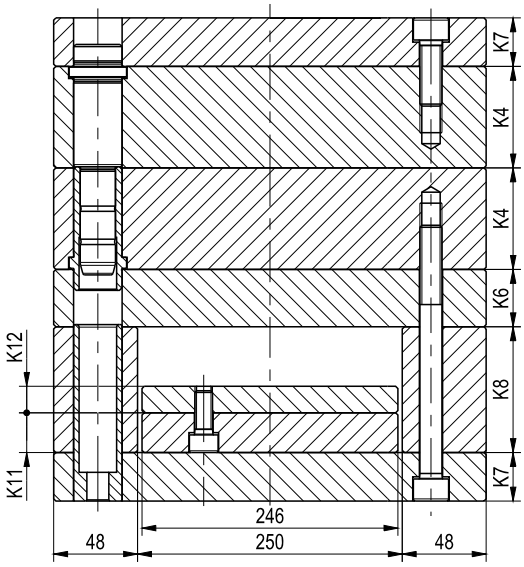

COD TipoDimK4MatK4MatK8

346x346

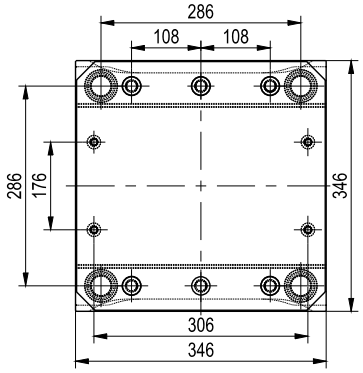

346x396

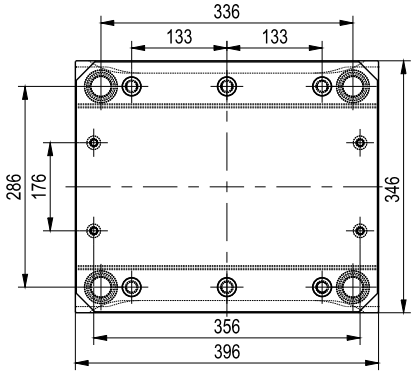

346x446

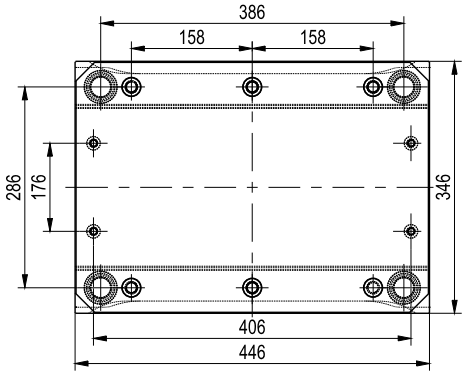

346x496

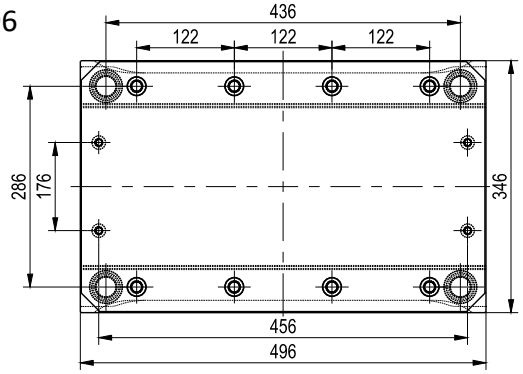

346x596

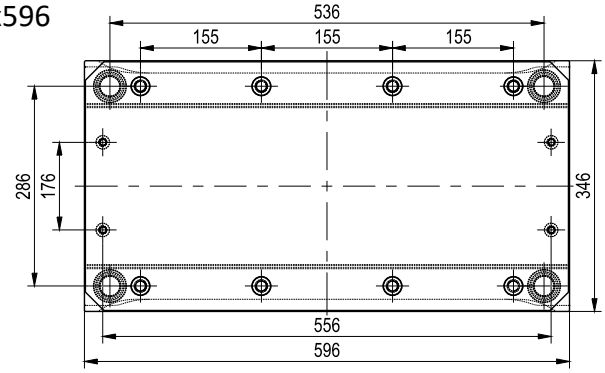

346

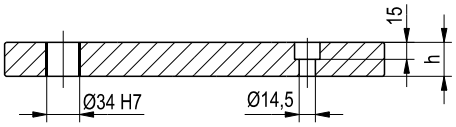

K2

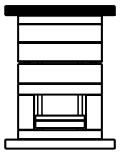

mat \ h	26							
1730	●							
2738								
-								

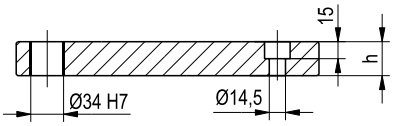

K7



mat \ h	26							
1730	●							
2738								
-								

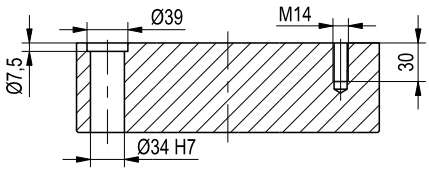

K4

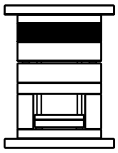

mat \ h	46	56	66	76	96	116		
1730	●	●	●	●	●	●		
2738	●	●	●	●	●	●		
2085	○	○	○	○	○	○		

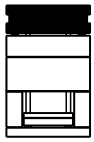

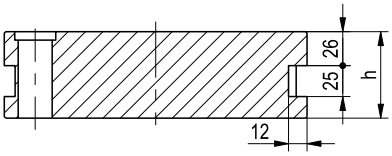

Y5

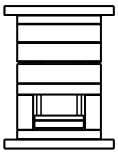

mat \ h	56	66	76	96	116			
1730	●	●	●	●	●			
2738	●	●	●	●	●			
2085	○	○	○	○	○			

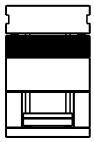

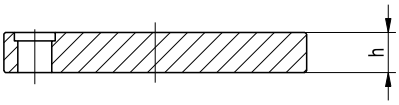

M

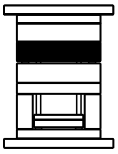

mat \ h	46	56	66	76	96	116		
1730	●	●	●	●	●	●		
2738	●	●	●	●	●	●		
2085	○	○	○	○	○	○		

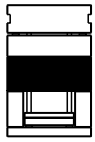

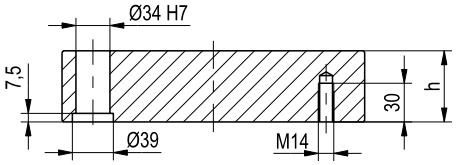

K4

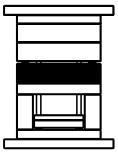

mat \ h	46	56	66	76	96	116		
1730	●	●	●	●	●	●		
2738	●	●	●	●	●	●		
2085	○	○	○	○	○	○		

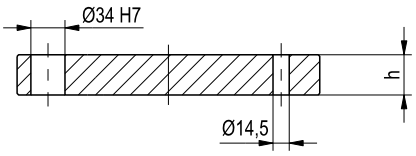

K6

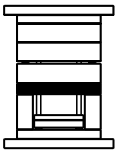

mat \ h	46							
1730	●							
2738								
-								

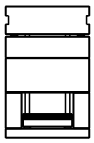

K12

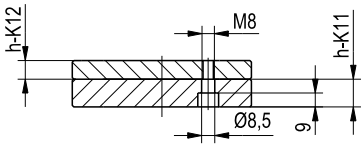

K11

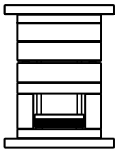

mat \ h	Y11 = 18		Y12 = 18					
1730		●			●			
2738								
-								

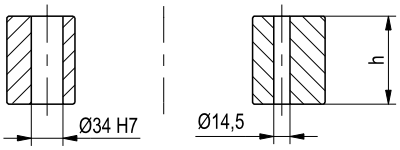

K8

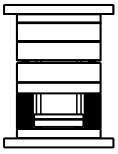

mat \ h	57	77	97	117				
1730	●	●	●	●				
2738								
-								

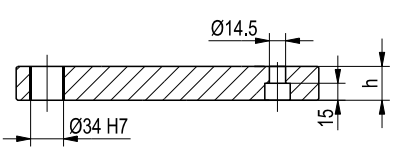

K7

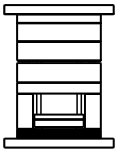

mat \ h	26							
1730	●							
2738								
-								

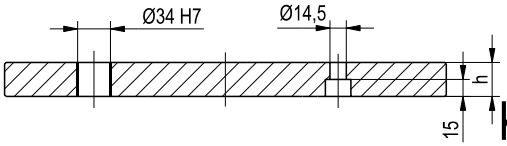

K2

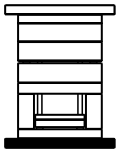

mat \ h	26							
1730	●							
2738								
-								

*Mat. 2085 a richiesta

Serie HE

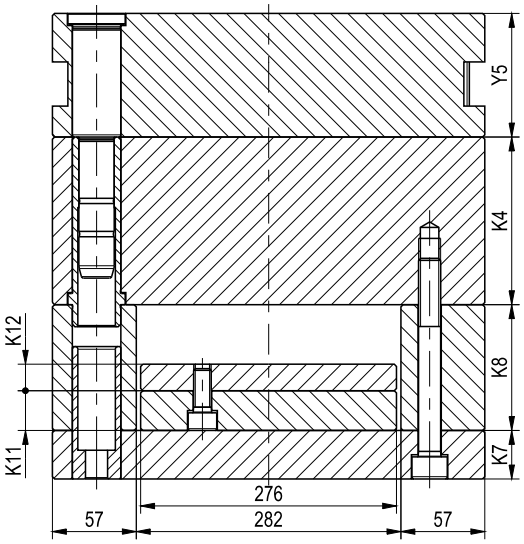

COD TipoDimY5MatK4MatK8

Serie H

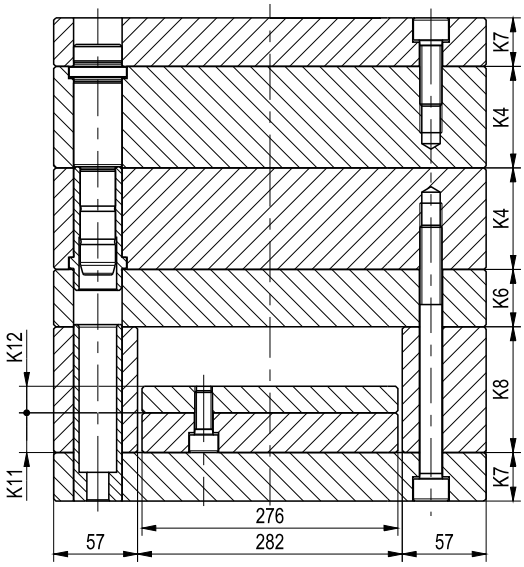

COD TipoDimK4MatK4MatK8

396x396

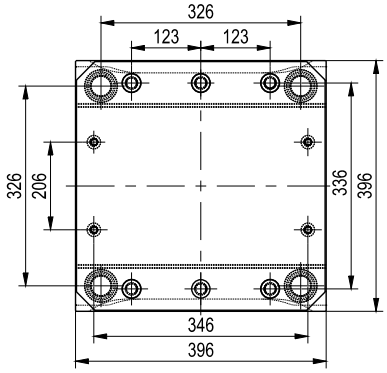

396x446

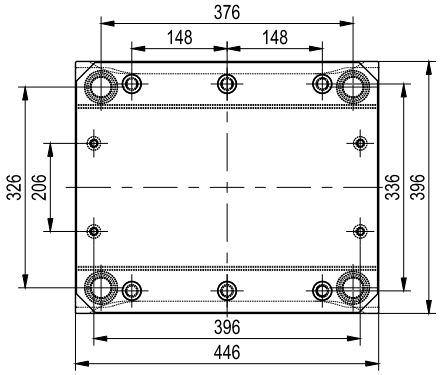

396x496

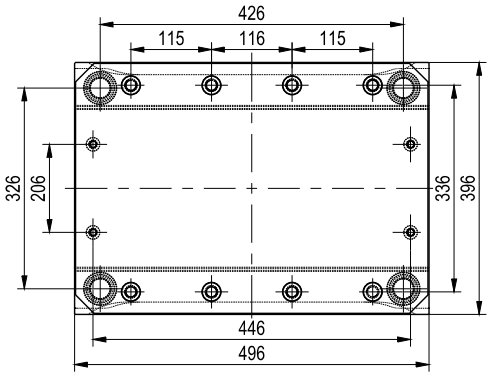

396x546

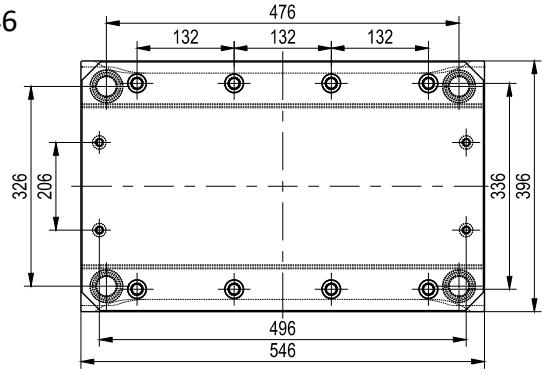

396x646

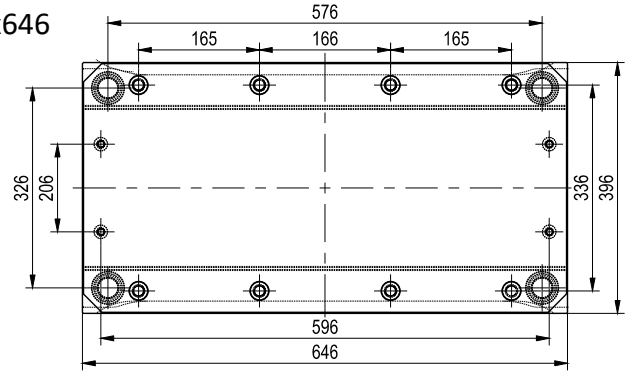

396

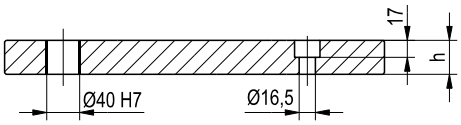

K2

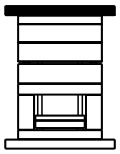

mat \ h	26							
1730	●							
2738								
-								

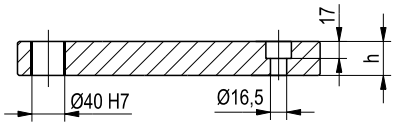

K7

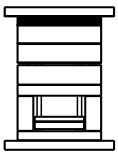

mat \ h	26							
1730	●							
2738								
-								

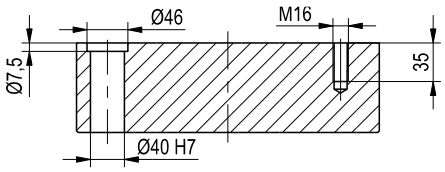

K4

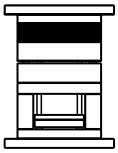

mat \ h	46	56	66	76	96	116		
1730	●	●	●	●	●	●		
2738	●	●	●	●	●	●		
2085	○	○	○	○	○	○		

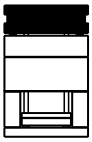

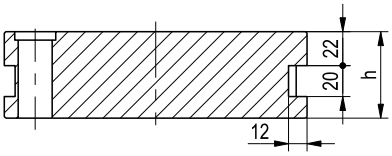

Y5

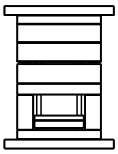

mat \ h	56	66	76	96	116	146		
1730	●	●	●	●	●	●		
2738	●	●	●	●	●	●		
2085	○	○	○	○	○	○		

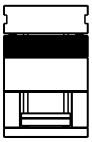

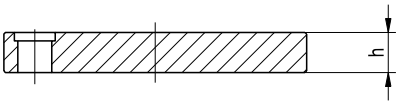

M

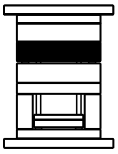

mat \ h	46	56	66	76	96	116	146	
1730	●	●	●	●	●	●	●	
2738	●	●	●	●	●	●	●	
2085	○	○	○	○	○	○	○	

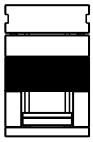

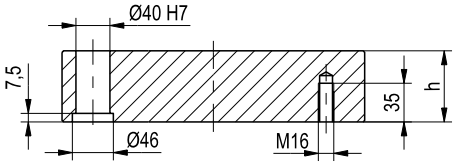

K4

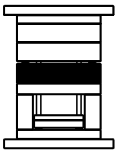

mat \ h	46	56	66	76	96	116		
1730	●	●	●	●	●	●		
2738	●	●	●	●	●	●		
2085	○	○	○	○	○	○		

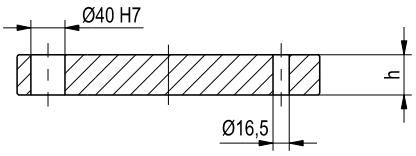

K6

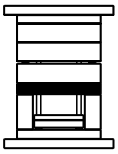

mat \ h	46							
1730	●							
2738								
-								

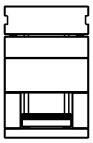

K12

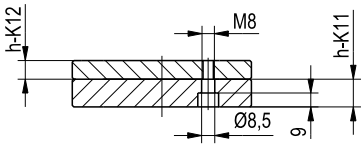

K11

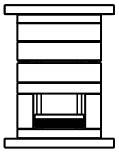

mat \ h	Y11 = 18			Y12 = 18				
1730		●			●			
2738								
-								

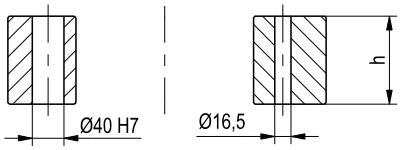

K8

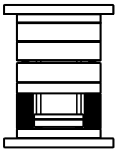

mat \ h	57	77	97	117				
1730	●	●	●	●				
2738								
-								

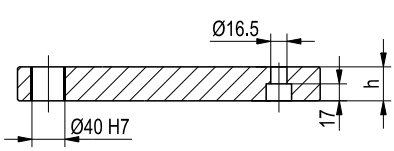

K7

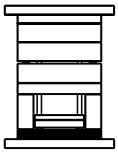

mat \ h	26							
1730	●							
2738								
-								

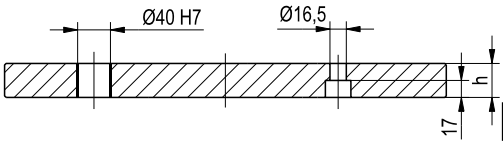

K2

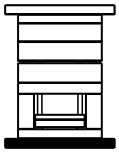

mat \ h	26							
1730	●							
2738								
-								

*Mat. 2085 a richiesta

Serie HE

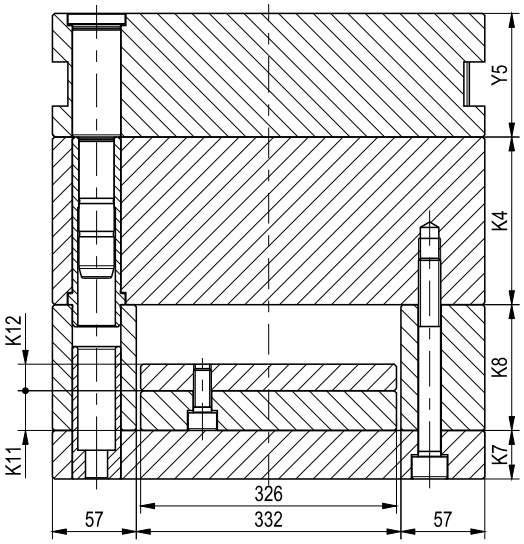

COD TipoDimY5MatK4MatK8

Serie H

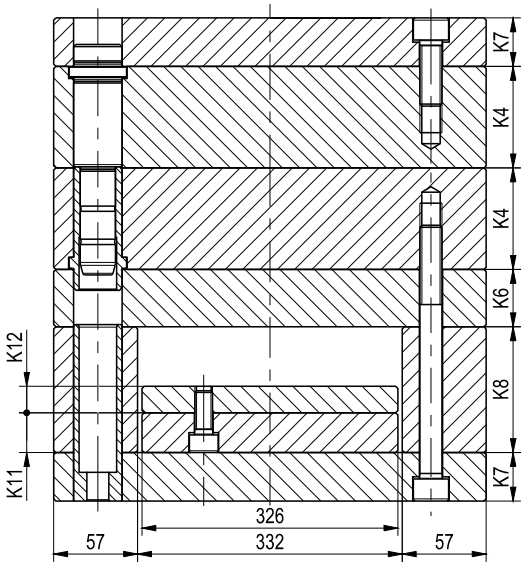

COD TipoDimK4MatK4MatK8

446x446

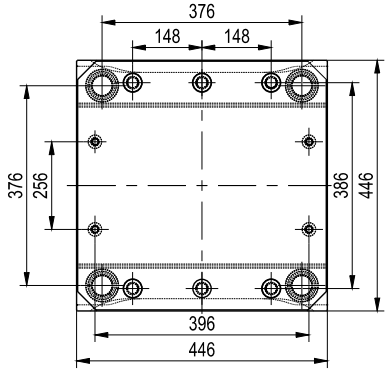

446x496

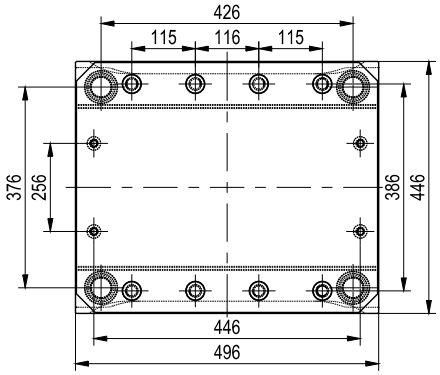

446x546

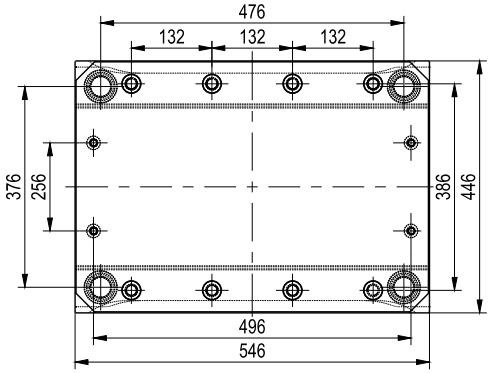

446x596

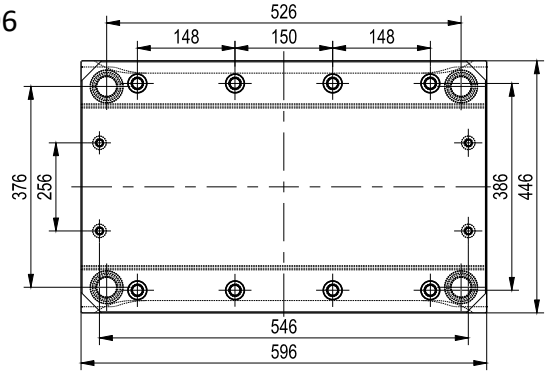

446x696

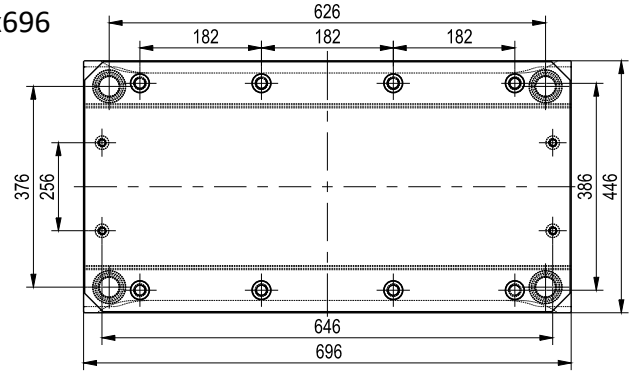

446

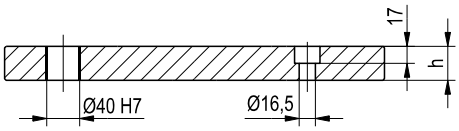

K2

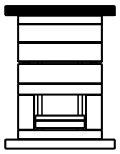

mat \ h	36							
1730	●							
2738								
-								

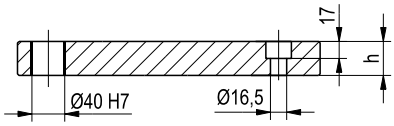

K7

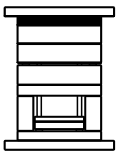

mat \ h	26							
1730	●							
2738								
-								

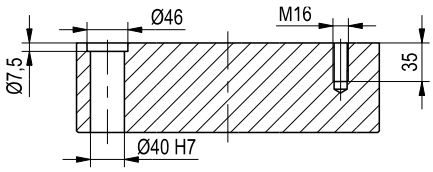

K4

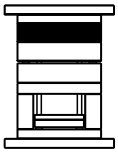

mat \ h	46	56	66	76	96	116		
1730	●	●	●	●	●	●		
2738	●	●	●	●	●	●		
2085	○	○	○	○	○	○		

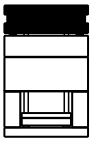

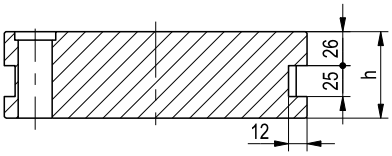

Y5

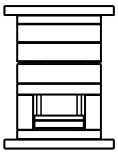

mat \ h	66	76	96	116	146			
1730	●	●	●	●	●			
2738	●	●	●	●	●			
2085	○	○	○	○	○			

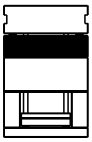

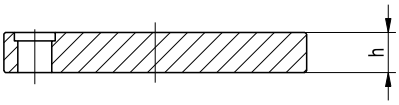

M

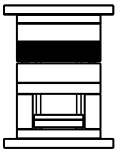

mat \ h	46	56	66	76	96	116	146	
1730	●	●	●	●	●	●	●	
2738	●	●	●	●	●	●	●	
2085	○	○	○	○	○	○	○	

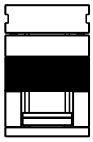

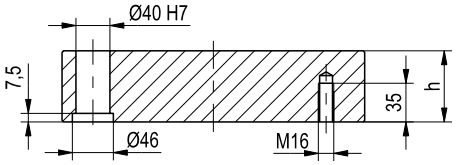

K4

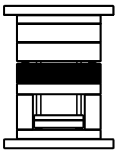

mat \ h	46	56	66	76	96	116		
1730	●	●	●	●	●	●		
2738	●	●	●	●	●	●		
2085	○	○	○	○	○	○		

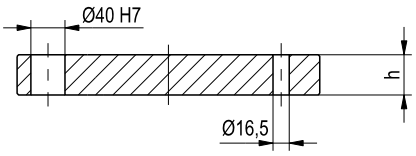

K6

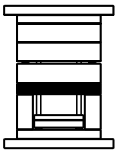

mat \ h	46							
1730	●							
2738								
-								

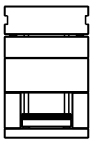

K12

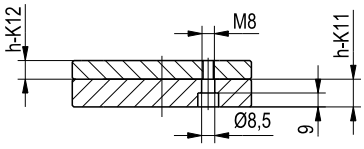

K11

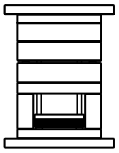

mat \ h	Y11 = 18		Y12 = 18					
1730		●			●			
2738								
-								

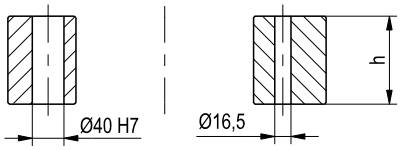

K8

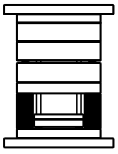

mat \ h	57	77	97	117				
1730	●	●	●	●				
2738								
-								

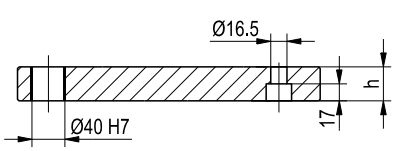

K7

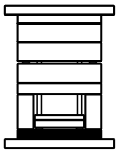

mat \ h	26							
1730	●							
2738								
-								

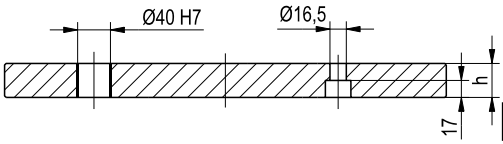

K2

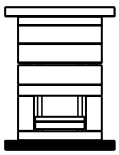

mat \ h	36							
1730	●							
2738								
-								

*Mat. 2085 a richiesta

Serie HE

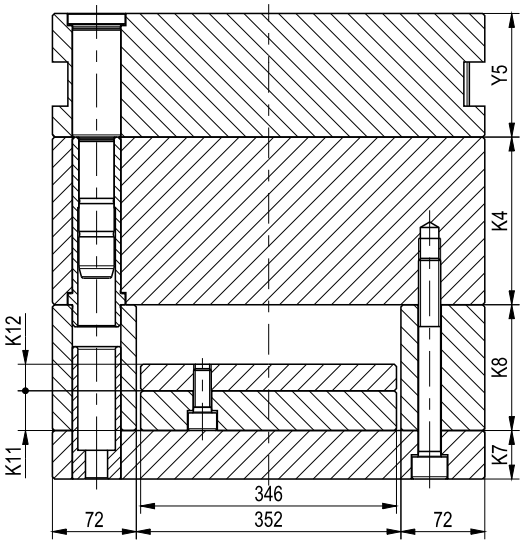

COD TipoDimY5MatK4MatK8

Serie H

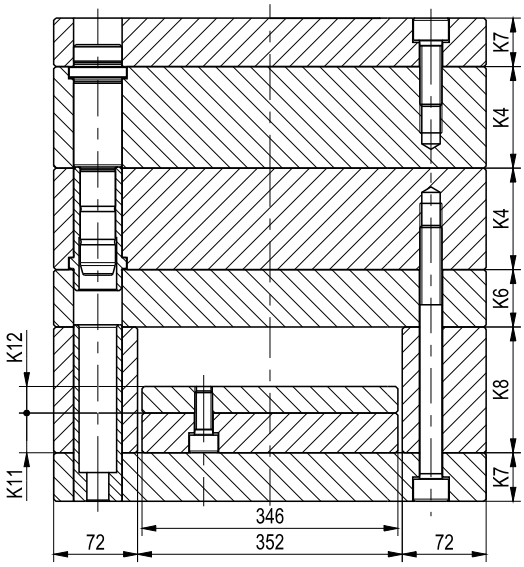

COD TipoDimK4MatK4MatK8

496x496

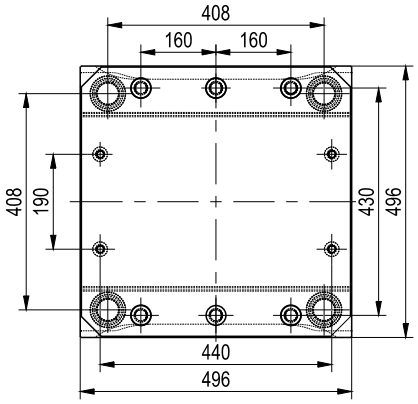

496x596

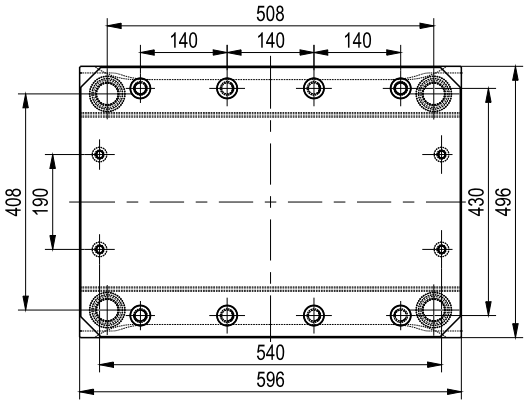

496x696

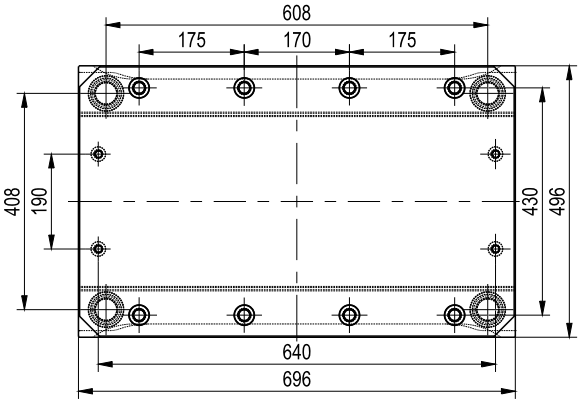

496

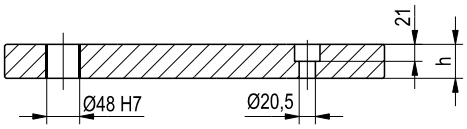

K2

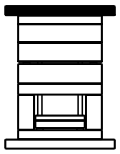

mat \ h	36							
1730	●							
2738								
-								

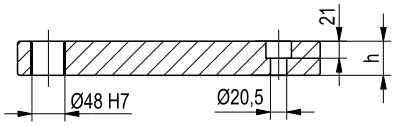

K7

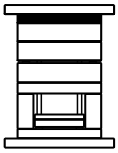

mat \ h	36							
1730	●							
2738								
-								

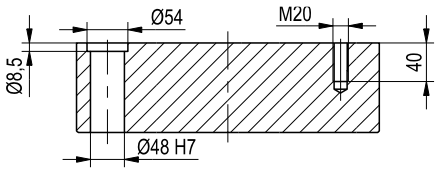

K4

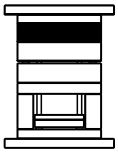

mat \ h	46	56	66	76	96	116	146	
1730	●	●	●	●	●	●	●	
2738	●	●	●	●	●	●	●	
2085	○	○	○	○	○	○	○	

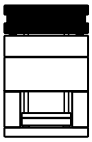

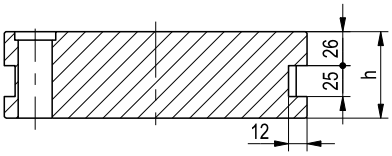

Y5

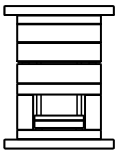

mat \ h	66	76	96	116	146	170		
1730	●	●	●	●	●	●		
2738	●	●	●	●	●	●		
2085	○	○	○	○	○	○		

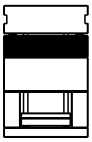

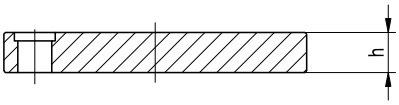

M

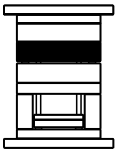

mat \ h	46	56	66	76	96	116	146	170
1730	●	●	●	●	●	●	●	●
2738	●	●	●	●	●	●	●	●
2085	○	○	○	○	○	○	○	○

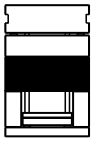

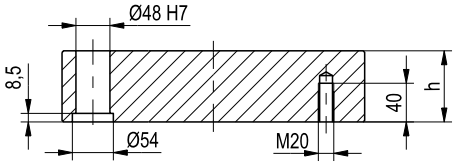

K4

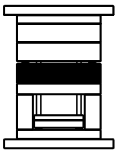

mat \ h	46	56	66	76	96	116	146	
1730	●	●	●	●	●	●	●	
2738	●	●	●	●	●	●	●	
2085	○	○	○	○	○	○	○	

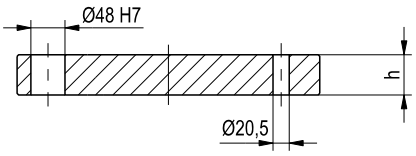

K6

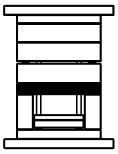

mat \ h	56							
1730	●							
2738								
-								

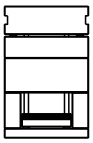

K12

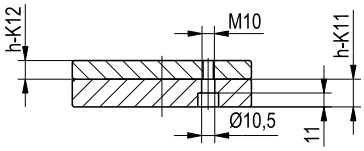

K11

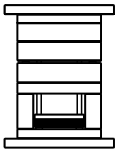

mat \ h	Y11 = 22		Y12 = 22					
1730		●			●			
2738								
-								

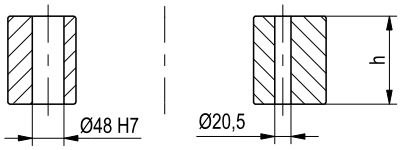

K8

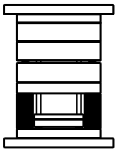

mat \ h	77	97	117					
1730	●	●	●					
2738								
-								

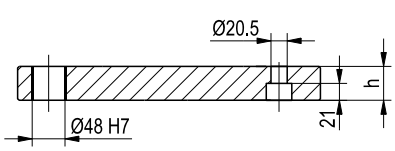

K7

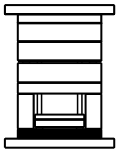

mat \ h	36							
1730	●							
2738								
-								

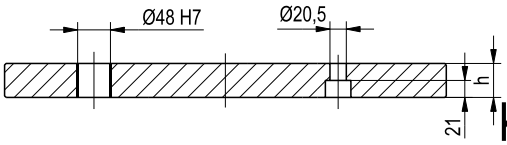

K2

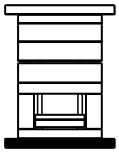

mat \ h	36							
1730	●							
2738								
-								

*Mat. 2085 a richiesta

Serie HE

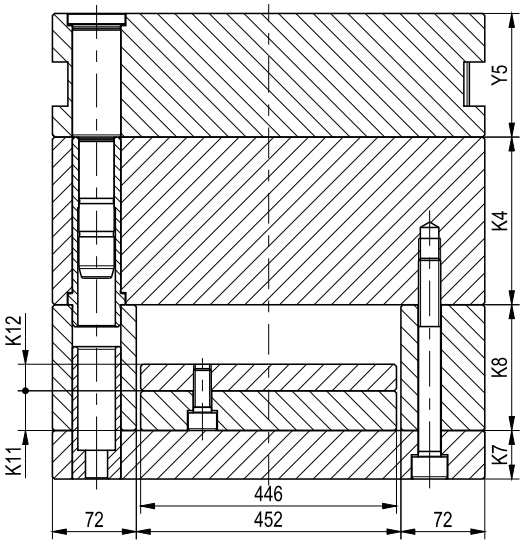

COD TipoDimY5MatK4MatK8

Serie H

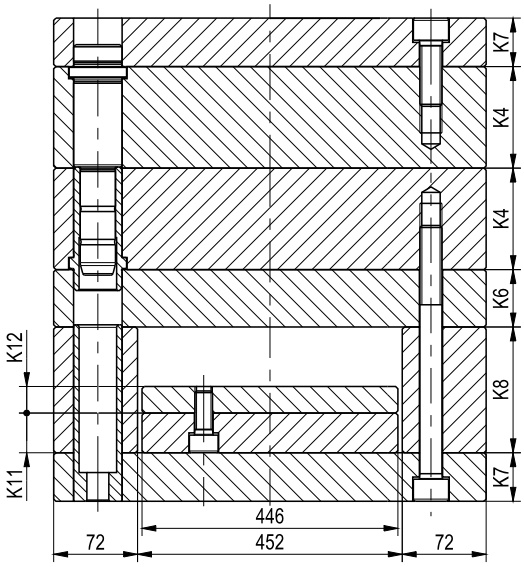

COD TipoDimK4MatK4MatK8

596x596

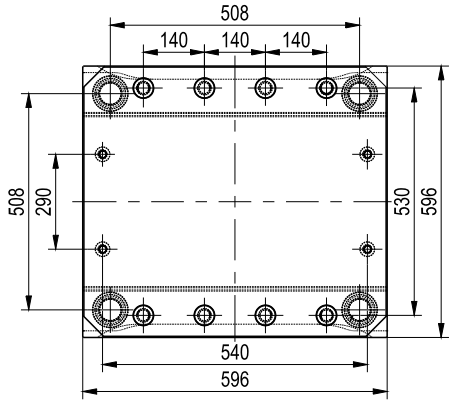

596x696

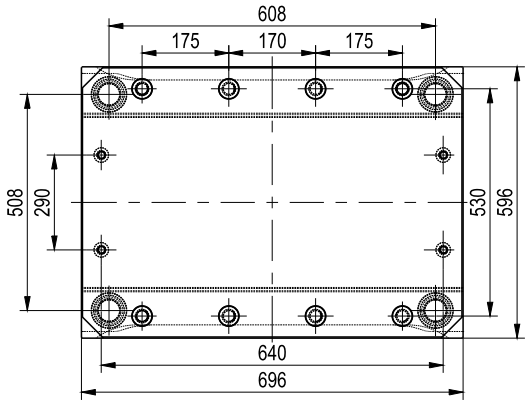

596x796

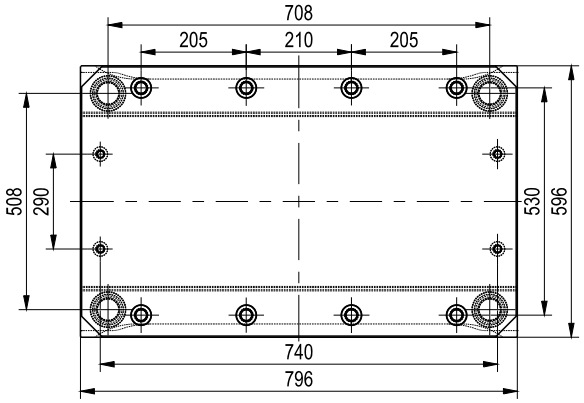

596

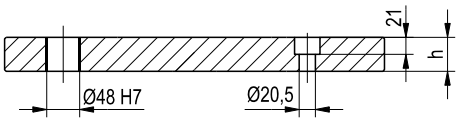

K2

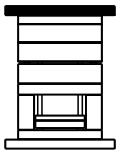

mat \ h	36							
1730	●							
2738								
-								

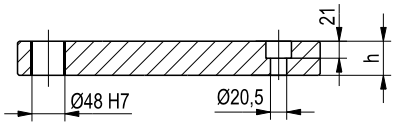

K7

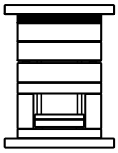

mat \ h	36							
1730	●							
2738								
-								

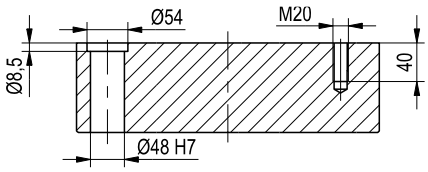

K4

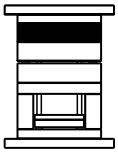

mat \ h	46	56	66	76	96	116	146	
1730	●	●	●	●	●	●	●	
2738	●	●	●	●	●	●	●	
2085	○	○	○	○	○	○	○	

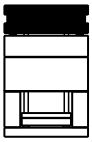

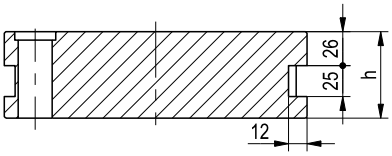

Y5

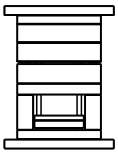

mat \ h	66	76	96	116	146	170		
1730	●	●	●	●	●	●		
2738	●	●	●	●	●	●		
2085	○	○	○	○	○	○		

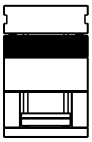

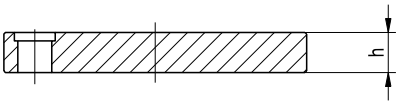

M

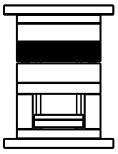

mat \ h	46	56	66	76	96	116	146	170
1730	●	●	●	●	●	●	●	●
2738	●	●	●	●	●	●	●	●
2085	○	○	○	○	○	○	○	○

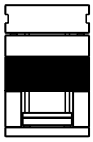

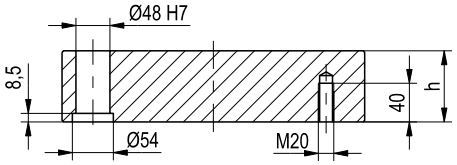

K4

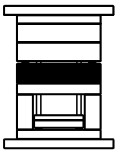

mat \ h	46	56	66	76	96	116	146	
1730	●	●	●	●	●	●	●	
2738	●	●	●	●	●	●	●	
2085	○	○	○	○	○	○	○	

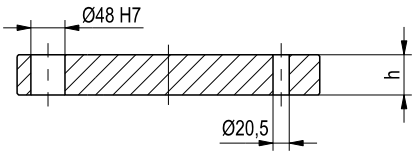

K6

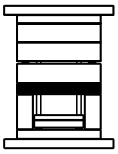

mat \ h	56							
1730	●							
2738								
-								

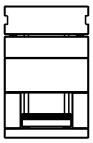

K12

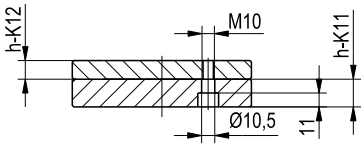

K11

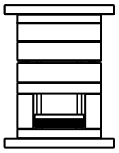

mat \ h	Y11 = 22		Y12 = 22					
1730		●			●			
2738								
-								

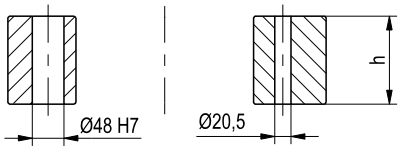

K8

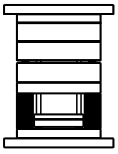

mat \ h	77	97	117					
1730	●	●	●					
2738								
-								

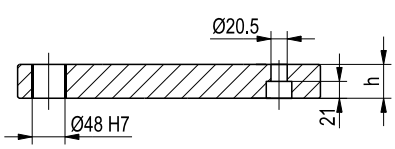

K7

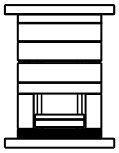

mat \ h	36							
1730	●							
2738								
-								

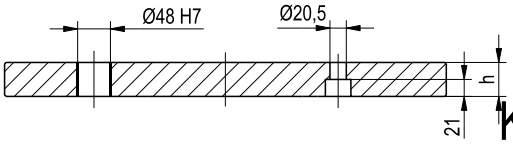

K2

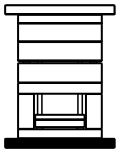

mat \ h	36							
1730	●							
2738								
-								

*Mat. 2085 a richiesta

Colonna guida a due diametri
Guide pillar

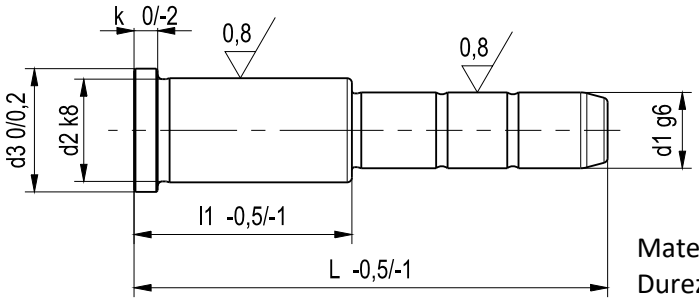

COD Tipod1l1L

Materiale: 1.1731
Durezza Superficiale: HRc 61÷63

d1	d2	d3	K	l1	L																	
					50	60	70	80	90	100	120	140	160	180	200	220	240	260	280	300	350	400
12	18	22	5	22	●	●	●	●	●	●												
				26	●	●	●	●	●	●												
				36	●	●	●	●	●	●	●											
				46			●	●	●	●	●											
				56					●	●	●											
14	20	24	5	22	●	●	●	●	●	●	○	○										
				26		●	●	●	●	●	●	○	○									
				36			●	●	●	●	●											
				46			●	●	●	●	●											
				56					●	●	●											
16	22	26	5	22	●	●	●	●	●	●	●	○	○	○								
				26	●	●	●	●	●	●	●	●	○	○	○							
				36		●	●	●	●	●	●	●	○	○	○							
				46			●	●	●	●	●	●	●	●	○	○	○					
				56				●	●	●	●	●	●	●	●							
				66						●	●	●	●	●	●	○	○					
				76						●	●	●	●	●	●							
				96								●	●	●	●							
17	22	26	5	26	●	●	●	●														
				36			●	●	●													
				46					●	●	●											
				56						●	●											
				66							●											
				76							●	●										
				96									●									
18	26	30	5	26		●	●	●	●	●												
				36		●	●	●	●	●	●	●										
				46			●	●	●	●	●	●	●									
				56				●	●	●	●	●	●	●								
				66						●	●	●	●	●								
				76							●	●	●	●								
20	28	32	6	26		●	●	●	●	●	●	●	○	○	○	○						
				36		●	●	●	●	●	●	●	●	○	○	○	○					
				46			●	●	●	●	●	●	●	○	○	○	○					
				56					●	●	●	●	●	●	●	○	○					
				66						●	●	●	●	●	●	○	○					
				76							●	●	●	●	●	○	○					
				86								●	●	●	●	○						
				96								●	●	●	●	○	○					
21	28	32	6	26	●																	
				36			●															
				46				●		●	●	●										
				56						●	●	●										
				66							●	●	●									
				76								●										
				96									●	●								

Colonna guida a due diametri
Guide pillar

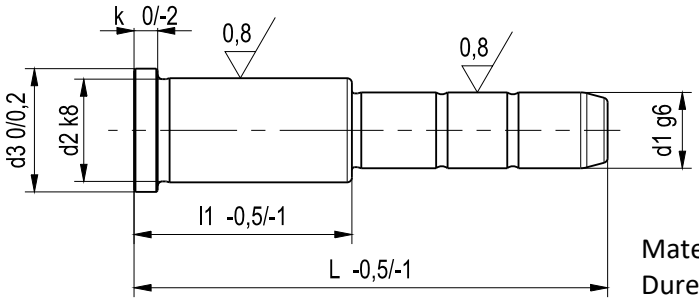

COD Tipod1l1L

Materiale: 1.1731
Durezza Superficiale: HRc 61÷63

d1	d2	d3	K	l1	L																	
					50	60	70	80	90	100	120	140	160	180	200	220	240	260	280	300	350	400
25	34	38	7	26				●	●	●	○	○	○	○								
				36				●	●	●	●	●	●	●	○							
				46					●	●	●	●	●	●	●	○	○					
				56						●	●	●	●	●	●	●	●	○				
				66							●	●	●	●	●	●	●	●	●			
				76							●	●	●	●	●	●	●	●	●			
				86								●	●	●	●	●	●	●	●			
				96								●	●	●	●	●	●	●	●			
				106									○	○	○	○	○	○	○			
				116									●	●	●	●	●	●	●			
26	34	38	7	36			●															
				46				●	●													
				56						●												
				66							●	●										
				76								●	●									
				96									●	●								
				116										●								
31	40	45	7	46					●													
				56						●												
				66							●											
				76								●										
				96									●									
				116										●	●							
32	40	45	7	36						●	●	○	○	○	○	○						
				46						●	●	●	●	○	○	○	○					
				56						●	●	●	●	●	●	●	●					
				66							●	●	●	●	●	●	●	●	●			
				76								●	●	●	●	●	●	●	●			
				86									●	●	●	●	●	●	●			
				96									●	●	●	●	●	●	●	●	●	
				106									●	●	●	●	●	●	●	●	●	○
				116									●	●	●	●	●	●	●	●	●	●
				126										●	●	●	●	●	●	●	●	●
				146											●	●	●	●	●	●	●	●
40	48	52	8	46							●	●	●	●	●							
				56							●	●	●	●	●	●						
				66							○	○	●	●	●	●	●					
				76								○	●	●	●	●	●	●				
				86									●	●	●	●	●	●	●			
				96									●	●	●	●	●	●	●	●	●	
				106										●	●	●	●	●	●	●	●	○
				116									○	●	●	●	●	●	●	●	●	●
				126											●	●	●	●	●	●	●	●
				146											●	●	●	●	●	●	●	●
50	60	65	10	96											●	●	●	●	●	●	●	
				116												●	○	○	○	○	○	●
				126													●	●	●	●	●	●
				146													○	●	●	●	●	●
				176															●	●	●	●

Colonna guida spallata
Guide pillar with centring collar

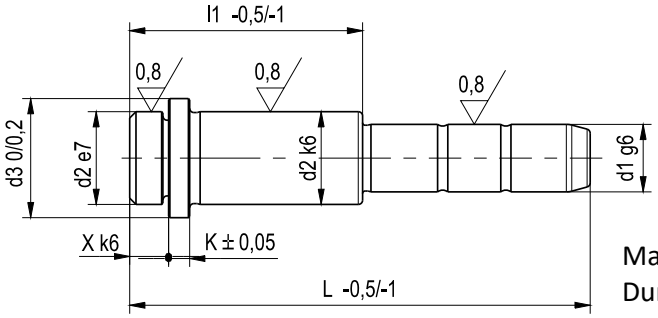

COD Tipod1l1L

Materiale: 1.1731
Durezza Superficiale: HRc 61÷63

d1	d2	d3	k	x	l1	L								
						80	90	110	130	150	170	190	210	230
16	22	26	5	10	36	●	●	●	●	●				
					46	○	●	●	●	●				○
					56		○	●	●	●	●			
					66			●	●	●	●	○	○	
					76				●	●	●	●	○	
					86					●	●	●	○	
20	28	32	6	10	46	●	●	●	●	●	○			
					56		●	●	●	●	●			
					66			●	●	●	●	○	○	
					76				●	●	●	○	○	
					86					●	●	●	○	
					106					●	●	●	●	
25	34	38	7	10	46		●	●	●	●	○	○		
					56		●	●	●	●	●	○	○	
					66			●	●	●	●	○	○	
					76				●	●	●	●	○	
					86					●	●	●	○	
					106					●	●	●	●	
32	40	45	7	10	46			●	●	●				
					56			●	●	●	●			
					66			●	●	●	●	●	○	○
					76				●	●	●	●	○	○
					86					●	●	●	○	○
					106					○	●	●	●	○
					116							○	○	○
					126							○	○	○
					136							○	○	○
					156							○	○	○
40	48	52	8	10	56				●	●	●			
					66				●	●	●			
					76					●	●	●	●	
					86					●	●	●	●	○
					106						●	●	●	○

Colonna guida a un diametro
Guide pillar

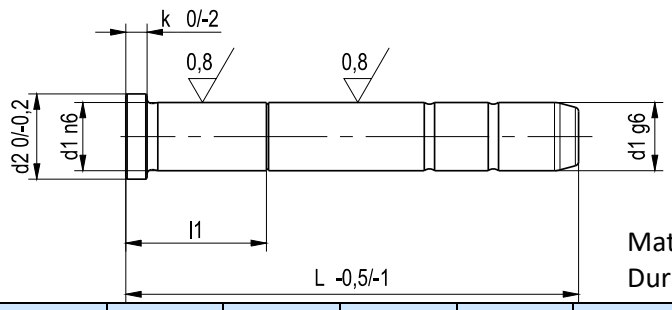

COD Tipod1L

Materiale: 1.1731
Durezza Superficiale: HRc 61÷63

L	l1	d1	12	14	16	18	20	25	32	40	50	60
		d2	16	18	20	22	24	30	37	45	55	68
		k	5	5	5	5	6	7	7	8	10	12
50	13		•	•	•	•						
60	15		•	•	•	•	•					
70			•	•	•	•	•					
80	20		•	•	•	•	•	•				
90			•	•	•	•	•	•				
100	25		•	•	•	•	•	•				
110				•	•	•	•	•				
120			•	•	•	•	•	•	•	•		
130				•	•	•	•	•				
140			•	•	•	•	•	•	•	•		
150				•	•	•	•	•				
160			•	•	•	•	•	•	•	•		
180	30			•	•	•	•	•	•	•		
200					•	•	•	•	•	•		
220					•	•	•	•	•	•		
240	40						•	•	•	•	•	
260							•	•	•	•	•	
280							•	•	•	•	•	
300	50						•	•	•	•	•	
350	60							•	•	•	•	•
400	60							•	•	•	•	•
450	70								•	•	•	•
500	70									•	•	•
600	85										•	•
800	85											•

Spina cilindrica di precisione
Precision dowel pins

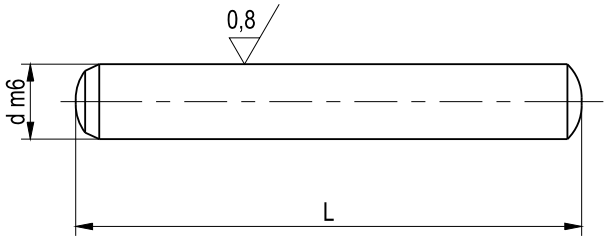

COD TipodL

Materiale: 1.1731
Durezza Superficiale: HRc 60
Esecuzione: Rettifica lappata Ra 0.4

L	d														
	1	1,5	2	2,5	3	4	5	6	8	10	12	14	16	18	20
10	•	•	•	•	•	•	•	•							
12	•	•	•	•	•	•	•	•	•						
14	•	•	•	•	•	•	•	•	•	•					
16	•	•	•	•	•	•	•	•	•	•	•				
18		•	•	•	•	•	•	•	•	•	•				
20			•	•	•	•	•	•	•	•	•				
24			•	•	•	•	•	•	•	•	•		•		
28			•	•	•	•	•	•	•	•	•	•	•		
30			•	•	•	•	•	•	•	•	•	•	•		
32			•	•	•	•	•	•	•	•	•	•	•		
36					•	•	•	•	•	•	•	•	•		
40					•	•	•	•	•	•	•	•	•	•	•
45					•	•	•	•	•	•	•	•	•	•	•
50					•	•	•	•	•	•	•	•	•	•	•
55					•	•	•	•	•	•	•	•	•	•	•
60					•	•	•	•	•	•	•	•	•	•	•
70						•	•	•	•	•	•	•	•	•	•
80						•	•	•	•	•	•	•	•	•	•
90								•	•	•	•	•	•	•	•
100								•	•	•	•	•	•	•	•
120									•	•	•	•	•	•	•
130									•	•	•	•	•	•	•
140									•	•	•	•	•	•	•
150										•	•	•	•	•	•
160										•	•	•	•	•	•

Spina cilindrica con foro filettato
Pins with threaded Hole

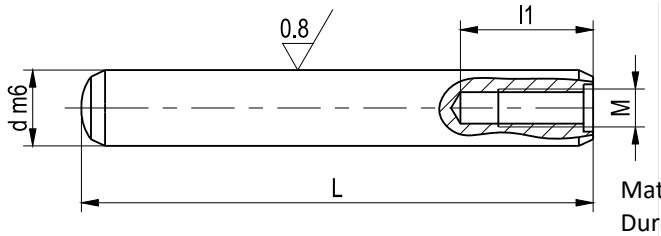

Materiale: 1.1731
Durezza: Superficiale: HRc 60
Esecuzione: Rettifica lappata Ra 0.4 max

COD TipodML

L	d	5	6	8	10	12	14	16	18	20	25	30	40
	M	M3	M4	M5	M5	M8	M8	M8	M10	M15	M15	M20	M20
	l1	10	10	12	16	16	20	20	22	25	30	36	48
16		•	•	•									
20		•	•	•	•	•							
24		•	•	•	•	•							
28		•	•	•	•	•							
30		•	•	•	•	•	•						
32		•	•	•	•	•	•						
36		•	•	•	•	•	•						
40		•	•	•	•	•	•	•	•	•			
45		•	•	•	•	•	•	•	•	•			
50		•	•	•	•	•	•	•	•	•	•		
55			•	•	•	•	•	•	•	•	•	•	
60			•	•	•	•	•	•	•	•	•	•	
70			•	•	•	•	•	•	•	•	•	•	
80			•	•	•	•	•	•	•	•	•	•	
90			•	•	•	•	•	•	•	•	•	•	
100			•	•	•	•	•	•	•	•	•	•	•
120				•	•	•	•	•	•	•	•	•	•
130					•	•	•	•	•	•	•	•	•
140					•	•	•	•	•	•	•	•	•
150					•	•	•	•	•	•	•	•	•
160							•	•	•	•	•	•	•
170											•	•	•
180											•	•	•
190											•	•	•
200											•	•	•

Bussola guida con collare
Guide bush with collar

B1

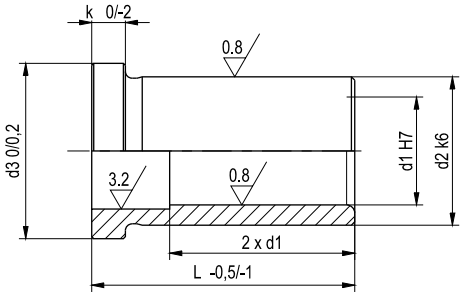

COD Tipod1L

Materiale: 1.1731
Durezza Superficiale: HRc 61÷63

d1	d2	d3	k	L																
				22	26	36	46	56	66	76	86	96	106	116	126	136	146	156	176	196
12	18	22	5	●	●	●	●	●												
14	20	24	5	●	●	●	●	●	●											
16	22	26	5	●	●	●	●	●	●	●	●	●								
17	22	26	5		●	●	●	●	●	●		●								
18	26	30	5	●	●	●	●	●	●	●	●	●								
20	28	32	6	●	●	●	●	●	●	●	●	●	●	●	●		●			
21	28	32	6		●	●	●	●	●	●		●								
25	34	38	7		●	●	●	●	●	●	●	●	●	●	●		●			
26	34	38	7			●	●	●	●	●		●		●						
31	40	45	7				●	●	●	●		●		●						
32	40	45	7		●	●	●	●	●	●	●	●	●	●	●	●	●			
40	48	52	8			●	●	●	●	●	●	●	●	●	●	●	●			
50	60	65	10						●	●	●	●	●	●	●	●	●	●		
60	74	80	12									●	●	●	●	●	●	●	●	●

Bussola guida liscia
Smooth bush

B2

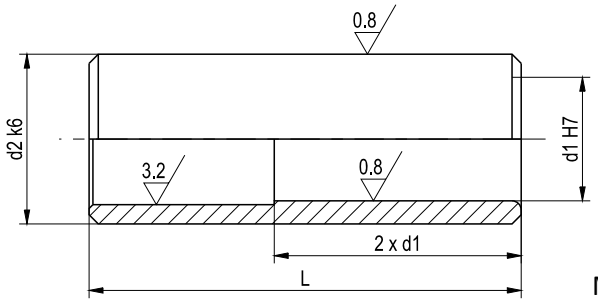

COD Tipod1L

Materiale: 1.1731
Durezza Superficiale: HRc 61÷63

d1	d2	L										
		22	26	36	46	56	66	76	86	96	106	116
12	18	●	●	●	●	●						
14	20	●	●	●	●	●	●					
16	22	●	●	●	●	●	●	●	●	●		
18	26	●	●	●	●	●	●	●	●	●		
20	28		●	●	●	●	●	●	●	●		
25	34		●	●	●	●	●	●	●	●	●	●
32	40		●	●	●	●	●	●	●	●	●	●
40	48				●	●	●	●	●	●	●	●

Bussola spallata
Guide bush with centering collar

B1S

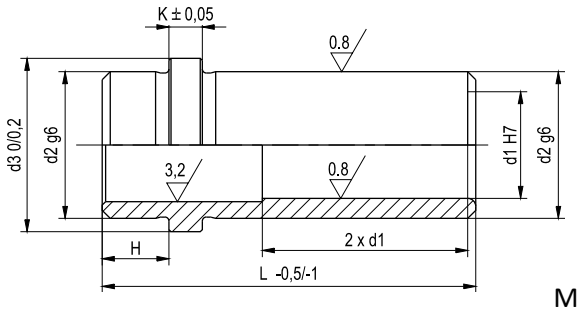

COD Tipod1L

Materiale: 1.1731
Durezza Superficiale: HRc 61÷63

d1	d2	d3	K	X	L												
					26	36	46	56	66	76	86	96	106	116	126	136	156
16	22	26	5	10	•	•	•	•	•	•	•	•	•				
17	22	26	5	10													
20	28	32	6	10	•	•	•	•	•	•	•	•	•				
21	28	32	6	10													
25	34	38	7	10		•	•	•	•	•	•	•	•				
26	34	38	7	10													
31	40	45	7	10													
32	40	45	7	10			•	•	•	•	•	•	•	•	•	•	•
40	48	52	8	10				•	•	•	•	•	•	•	•	•	•

Bussola di centraggio
Centering sleeve

BC

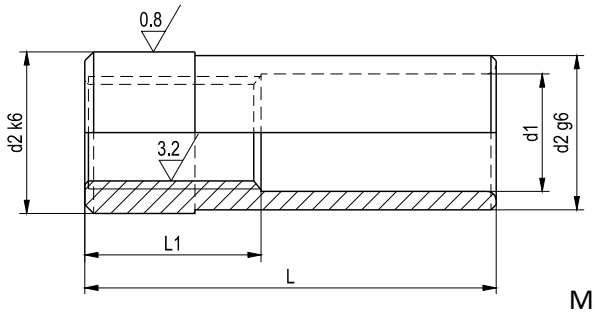

COD Tipod1L

Materiale: 1.1731
Durezza Superficiale: HRc 61÷63

d2	m	d1	L2	L1	l							
					30	40	60	80	100	120	140	160
20	12	17	13	6		•	•	•	•	•	•	•
28	12	21	13	6			•	•	•	•	•	•
34	12	26	13	6			•	•	•	•	•	•
40	15	33	13	6			•	•	•	•	•	•
48	16	41	15	6			•	•	•	•	•	•

Bussola spallata
Ejector guide bush

B3

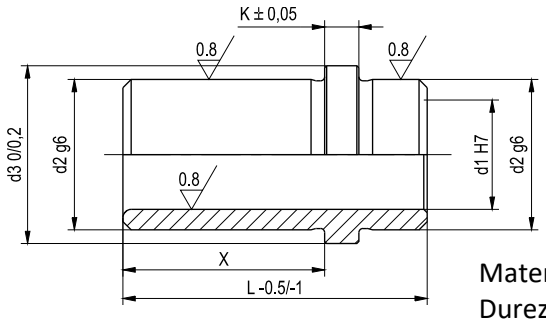

COD Tipod1L

Materiale: 1.1731
Durezza Superficiale: HRc 61÷63

d1	d2	d3	K	X	L							
					27	32	40	50	65	70	80	90
12	18	22	5	16		•	•					
14	20	24	5	16	•	•	•					
16	22	26	5	16	•	•	•					
18	26	30	5	16		•	•					
20	28	32	6	16	•	•	•					
25	34	38	7	16		•	•					
32	40	45	7	25		•		•	•			
40	48	52	8	32		•			•		•	
50	60	65	10	32		•				•		•

Bussola spallata bronzo integrale
Ejector bronze guide bush

B3b

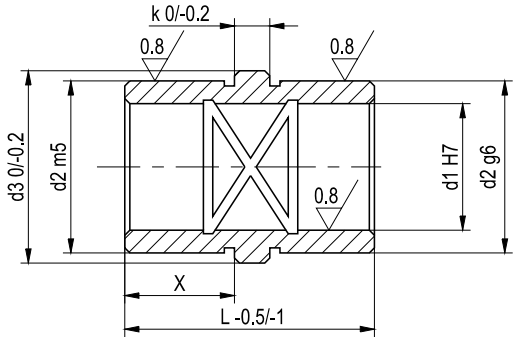

COD Tipod1L

Materiale: Bronzo

d1	d2	d3	K	x	L						
					32	40	50	65	70	80	90
12	18	22	5	16	•	•					
14	20	24	5	16	•	•					
16	22	26	5	16	•	•					
18	26	30	5	16	•	•					
20	28	32	6	16	•	•					
25	34	38	7	16	•	•					
32	40	45	7	25			•	•			
40	48	52	8	32				•	•	•	
50	60	65	10	32					•	•	•

Espulsori testa cilindrica Nitrurati
Nitrided ejector pins

ETC-N

DIN-ISO 6751A

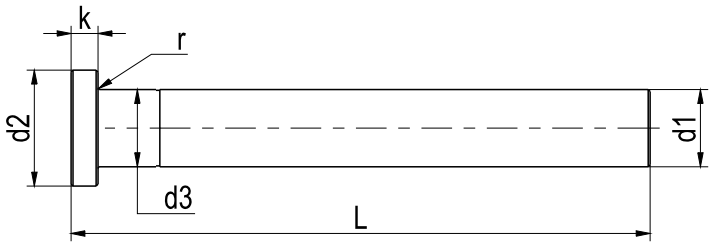

Materiale:
Acciaio 1.2344
Durezza:
Gambo HRC 65±5
Testa HRC 45±5
Esecuzione:
Nitrurati Rettificati

COD Tipod1L

d1 (g6)	d2 (-0,2)	k (-0,05)	r	d3	L (0 +0,2)										
					100	**125**	**160**	**200**	**250**	**315**	**400**	**500**	**630**	**800**	**1000**
1	2,5	1,2	0,2	d1 +0,03	●	●	●	●							
1,1					●	●	●	●	●	●					
1,2					●	●	●	●	●						
1,3	3	1,5			●	●	●	●	●	●					
1,4					●	●	●	●	●	●	●				
1,5					●	●	●	●	●	●	●				
1,6					●	●	●	●	●	●	●				
1,7					●	●	●	●	●	●					
1,8					●	●	●	●	●	●	●	●	●		
1,9					●	●	●	●	●	●	●	●			
2	4	2			●	●	●	●	●	●	●	●			
2,2					●	●	●	●	●	●	●	●	●	●	
2,5	5		0,3		●	●	●	●	●	●	●	●			
2,7					●	●	●	●	●	●	●	●	●	●	●
3	6	3			●	●	●	●	●	●	●	●	●		
3,2					●	●	●	●	●	●	●	●	●	●	●
3,5	7				●	●	●	●	●	●	●	●	●		
3,7					●	●	●	●	●	●	●	●	●	●	●
4	8				●	●	●	●	●	●	●	●	●		
4,2					●	●	●	●	●	●	●	●	●		
4,5					●	●	●	●	●	●	●	●	●	●	●
4,7					●	●	●	●	●	●	●	●	●	●	
5	10				●	●	●	●	●	●	●	●	●	●	
5,2					●	●	●	●	●	●	●	●	●	●	●
5,5					●	●	●	●	●	●	●	●	●	●	●
6	12	5	0,5		●	●	●	●	●	●	●	●	●	●	●
6,2					●	●	●	●	●	●	●	●	●	●	●
6,5					●	●	●	●	●	●	●	●	●	●	●
7					●	●	●	●	●	●	●	●	●	●	●
8	14				●	●	●	●	●	●	●	●	●	●	●
8,2				d1 +0,04	●	●	●	●	●	●	●	●	●	●	●
8,5					●	●	●	●	●	●	●	●	●	●	●
9					●	●	●	●	●	●	●	●	●	●	●
10	16				●	●	●	●	●	●	●	●	●	●	●
10,2					●	●	●	●	●	●	●	●	●	●	●
10,5					●	●	●	●	●	●	●	●	●	●	●
11					●	●	●	●	●	●	●	●	●	●	●
12	18	7	0,8		●	●	●	●	●	●	●	●	●	●	●
12,2					●	●	●	●	●	●	●	●	●	●	●
12,5					●	●	●	●	●	●	●	●	●	●	●
14	22				●	●	●	●	●	●	●	●	●	●	●
16					●	●	●	●	●	●	●	●	●	●	●
18	24			d1 +0,07	●	●	●	●	●	●	●	●	●	●	●
20	26	8	1		●	●	●	●	●	●	●	●	●	●	●
25	32	10		d1 +0,1	●	●	●	●	●	●	●	●	●	●	●
32	40				●	●	●	●	●	●	●	●	●	●	●

Espulsori testa cilindrica Nitrurati neri
Nitrided ejector pins

ETC-N-N

DIN-ISO 6751A

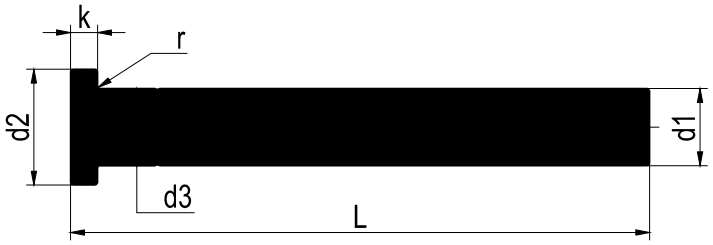

Materiale:
Acciaio 1.2344
Durezza:
Gambo HRC 65±5
Testa HRC 45±5
Esecuzione:
Nitrurati Rettificati

COD Tipod1L

d1 (g6)	d2 (-0,2)	k (-0,05)	r	d3	L (0 +0,2)										
					100	**125**	**160**	**200**	**250**	**315**	**400**	**500**	**630**	**800**	**1000**
1	2,5	1,2	0,2	d1 +0,03	●	●	●	●							
1,1					●	●	●	●	●	●					
1,2					●	●	●	●	●						
1,3	3	1,5			●	●	●	●	●	●					
1,4					●	●	●	●	●	●	●				
1,5					●	●	●	●	●	●	●				
1,6					●	●	●	●	●	●	●				
1,7					●	●	●	●	●	●					
1,8					●	●	●	●	●	●	●	●	●		
1,9					●	●	●	●	●	●	●	●			
2	4	2			●	●	●	●	●	●	●	●			
2,2					●	●	●	●	●	●	●	●	●	●	
2,5	5		0,3		●	●	●	●	●	●	●	●			
2,7					●	●	●	●	●	●	●	●	●	●	●
3	6	3			●	●	●	●	●	●	●	●	●		
3,2					●	●	●	●	●	●	●	●	●	●	●
3,5	7				●	●	●	●	●	●	●	●	●		
3,7					●	●	●	●	●	●	●	●	●	●	●
4	8				●	●	●	●	●	●	●	●	●		
4,2					●	●	●	●	●	●	●	●	●		
4,5					●	●	●	●	●	●	●	●	●	●	●
4,7					●	●	●	●	●	●	●	●	●	●	
5	10				●	●	●	●	●	●	●	●	●	●	
5,2					●	●	●	●	●	●	●	●	●	●	●
5,5					●	●	●	●	●	●	●	●	●	●	●
6	12	5	0,5		●	●	●	●	●	●	●	●	●	●	●
6,2					●	●	●	●	●	●	●	●	●	●	●
6,5					●	●	●	●	●	●	●	●	●	●	●
7					●	●	●	●	●	●	●	●	●	●	●
8	14				●	●	●	●	●	●	●	●	●	●	●
8,2				d1 +0,04	●	●	●	●	●	●	●	●	●	●	●
8,5					●	●	●	●	●	●	●	●	●	●	●
9					●	●	●	●	●	●	●	●	●	●	●
10	16				●	●	●	●	●	●	●	●	●	●	●
10,2					●	●	●	●	●	●	●	●	●	●	●
10,5					●	●	●	●	●	●	●	●	●	●	●
11					●	●	●	●	●	●	●	●	●	●	●
12	18	7	0,8		●	●	●	●	●	●	●	●	●	●	●
12,2					●	●	●	●	●	●	●	●	●	●	●
12,5					●	●	●	●	●	●	●	●	●	●	●
14	22				●	●	●	●	●	●	●	●	●	●	●
16					●	●	●	●	●	●	●	●	●	●	●
18	24			d1 +0,07	●	●	●	●	●	●	●	●	●	●	●
20	26	8	1		●	●	●	●	●	●	●	●	●	●	●
25	32	10		d1 +0,1	●	●	●	●	●	●	●	●	●	●	●
32	40				●	●	●	●	●	●	●	●	●	●	●

Espulsori testa cilindrica temprati
Hardened ejector pins cylindrical head

ETC-T

DIN-ISO 6751AH

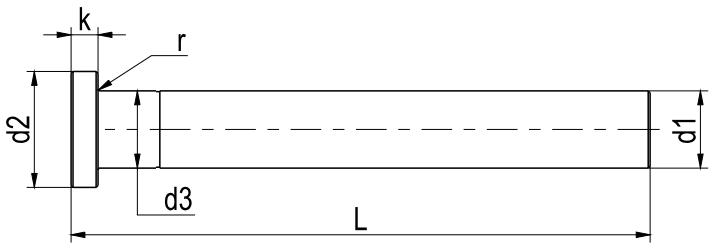

Materiale:
Acciaio 1.2344
Durezza:
Gambo HRC 58÷60
Testa HRC 45±5
Esecuzione:
Temprati Rettificati

COD Tipod1L

d1 (g6)	d2 (-0,2)	k (-0,05)	r	d3	L (0 +0,2)										
					40	**80**	**100**	**125**	**160**	**200**	**250**	**315**	**400**	**500**	**630**
1	2,5	1,2	0,2	d1 +0,03	●	●	●	●	●	●					
1,1					●	●	●	●	●	●					
1,2					●	●	●	●	●	●					
1,3	3	1,5			●	●	●	●	●	●					
1,4					●	●	●	●	●	●					
1,5					●	●	●	●	●	●					
1,6					●	●	●	●	●	●					
1,7					●	●	●	●	●	●					
1,8					●	●	●	●	●	●					
1,9					●	●	●	●	●	●					
2	4	2			●	●	●	●	●	●	●	●			
2,2						●	●	●	●	●	●	●			
2,5	5		0,3			●	●	●	●	●	●	●			
2,7						●	●	●	●	●	●	●			
3	6	3			●	●	●	●	●	●	●	●	●		
3,2						●	●	●	●	●	●	●			
3,5	7					●	●	●	●	●	●	●			
3,7						●	●	●	●	●	●	●			
4	8				●	●	●	●	●	●	●	●	●	●	●
4,2						●	●	●	●	●	●	●	●		
4,5						●	●	●	●	●	●	●	●		
4,7							●	●	●	●	●	●	●		
5	10				●	●	●	●	●	●	●	●	●	●	●
5,2						●	●	●	●	●	●	●	●		
5,5						●	●	●	●	●	●	●	●		
6	12	5	0,5		●	●	●	●	●	●	●	●	●	●	●
6,2						●	●	●	●	●	●	●	●		
6,5						●	●	●	●	●	●	●	●		
7							●	●	●	●	●	●	●	●	●
8	14					●	●	●	●	●	●	●	●	●	●
8,2				d1 +0,04		●	●	●	●	●	●	●	●	●	●
8,5							●	●	●	●	●	●	●	●	●
9							●	●	●	●	●	●	●	●	●
10	16					●	●	●	●	●	●	●	●	●	●
10,2						●	●	●	●	●	●	●	●	●	●
10,5							●	●	●	●	●	●	●	●	●
11							●	●	●	●	●	●	●	●	●
12	18	7	0,8			●	●	●	●	●	●	●	●	●	●
12,2							●	●	●	●	●	●	●	●	●
12,5							●	●	●	●	●	●	●	●	●
14	22					●	●	●	●	●	●	●	●	●	●
16						●	●	●	●	●	●	●	●	●	●
18	24			d1 +0,07			●	●	●	●	●	●	●	●	●
20	26	8	1				●	●	●	●	●	●	●	●	●

Espulsori testa cilindrica lavorabili
Ejector pins not nitrided

ETC-L

DIN-ISO 6751A

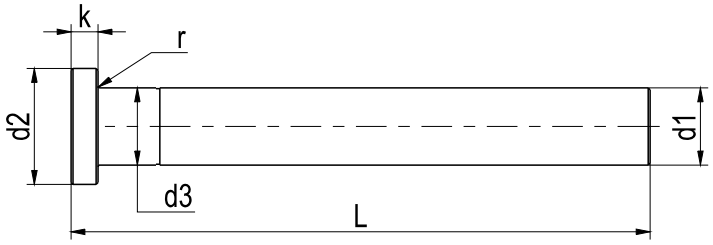

Materiale:
Acciaio 1.2344
Durezza:
Gambo HRC 40÷46
Testa HRC 45±5
Esecuzione:
Rettificati

COD Tipod1L

d1 (g6)	d2 (-0,2)	k (-0,05)	r	d3	L (0 +0,2)								
					100	**125**	**160**	**200**	**250**	**315**	**400**	**500**	**630**
1,5	3	1,5	0,2	d1 +0,03	•	•	•	•					
2	4	2			•	•	•	•					
2,2	4		0,3		•	•	•	•					
2,5	5				•	•	•	•					
3	6	3			•	•	•	•	•				
3,2	6				•	•	•	•					
3,5	7				•	•	•	•	•				
3,7	7				•	•	•	•					
4	8				•	•	•	•	•	•			
4,2	8				•	•	•	•	•	•			
4,5	8				•	•	•	•	•	•			
5	10				•	•	•	•	•	•	•		
5,2	10				•	•	•	•	•	•			
5,5	10				•	•	•	•	•	•	•	•	•
6	12	5	0,5		•	•	•	•	•	•			
6,2	12				•	•	•	•	•	•	•	•	•
6,5	12				•	•	•	•	•	•	•		
7	12				•	•	•	•	•	•	•	•	•
8	14				•	•	•	•	•	•	•		
8,2	14			d1 +0,04	•	•	•	•	•	•	•		
8,5	14				•	•	•	•	•	•	•	•	•
9	14				•	•	•	•	•	•	•		
10	16				•	•	•	•	•	•	•		
10,2	16				•	•	•	•	•	•	•	•	•
10,5	16				•	•	•	•	•	•	•	•	•
11	16				•	•	•	•	•	•	•	•	•
12	18	7	0,8		•	•	•	•	•	•	•	•	•
12,2	18				•	•	•	•	•	•	•		
12,5	18				•	•	•	•	•	•	•		
14	22				•	•	•	•	•	•	•	•	•
16	22				•	•	•	•	•	•	•	•	•
18	24			d1 +0,07	•	•	•	•	•	•	•	•	•
20	26	8	1		•	•	•	•	•	•	•	•	•

Espulsori testa svasata
Conical head ejector

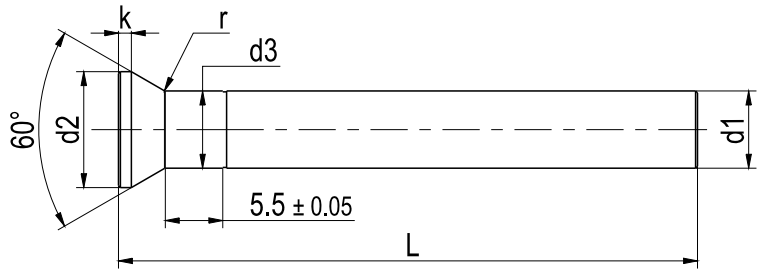

COD Tipod1L

Materiale:
Acciaio 1.2344
Durezza:
Gambo HRC 58÷60
Testa HRC 45±5
Esecuzione:
Temprati Rettificati

d1 (g6)	d2 (-0,2	k (-0,05)	r	d3	L (0 +0,2)				
					125	160	200	250	315
0.5	0.9	0.2	0.3	d1 +0.02	●	●			
0.6	1.1	0.2			●	●			
0.7	1.3	0.2			●	●			
0.8	1.4	0.4			●	●			
0.9	1.6	0.2			●	●			
1-1.1	1.8	0.5		d1 +0.03	●	●	●	●	
1.2-1.3	2	0.5			●	●	●	●	
1.4-1.5	2.2	0.5			●	●	●	●	
1.6-1.7	2.5	0.5			●	●	●	●	
1.8-1.9	2.8	0.5			●	●	●	●	
2	3	0.5			●	●	●	●	
2.1-2.2	3.2	0.5			●	●	●	●	
2.3-2.5	3.5	0.5			●	●	●	●	
2.6-2.9	4	0.5			●	●	●	●	
3-3.4	4.5	0.5			●	●	●	●	
3.5-3.9	5	0.5			●	●	●	●	
4-4.4	5.5	0.5			●	●	●	●	
4.5-4.9	6	0.5			●	●	●	●	
5-5.4	6.5	0.5			●	●	●	●	●
5.5-5.9	7	0.5	0.5		●	●	●	●	●
6-6.4	8	0.5			●	●	●	●	●
6.5-7.4	9	1			●	●	●	●	●
7.5-8.4	10	1			●	●	●	●	●
8.5-9.4	11	1			●	●	●	●	●
9.5-10.4	12	1			●	●	●	●	●
10.5-11.4	13	1		d1 +0.04	●	●	●	●	●
11.5-12.4	14	1			●	●	●	●	●
12.5-13.4	15	1	0,8		●	●	●	●	●
13.5-14.4	16	1			●	●	●	●	●
14.5-15	17	1.5			●	●	●	●	●
15.1-16	18	1.5			●	●	●	●	●
16.1-17	19	1.5			●	●	●	●	●
17.1-18	20	1.5			●	●	●	●	●
18.1-19	21	1.5			●	●	●	●	●
19.1-20	22	1.5			●	●	●	●	●
20.1-22	24	1.5			●	●	●	●	●

Vite testa cilindrica esagono incassato
Socket head cap screws

TCEI

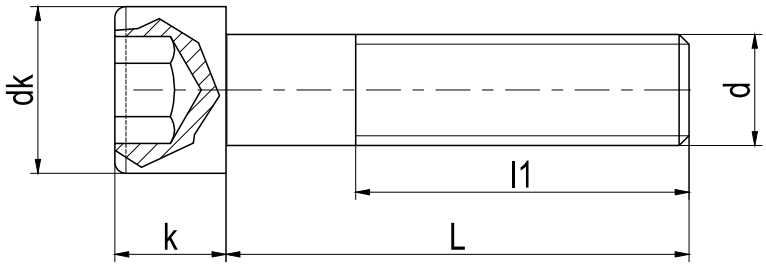

COD TipodL

Classe: 12.9

dk		5.5	7	8.5	10	13	16	18	21	24	27	30	36	45
K		3	4	5	6	8	10	12	14	16	18	20	24	30
S		2.5	3	4	5	6	8	10	12	14	14	17	19	22
l1		18	20	22	24	28	32	36	40	44	48	52	60	72
d		**M3**	**M4**	**M5**	**M6**	**M8**	**M10**	**M12**	**M14**	**M16**	**M18**	**M20**	**M24**	**M30**
L	**6**	○	○	○	○									
	8	○	○	○	○	○								
	10	○	○	○	○	○								
	12	○	○	○	○	○								
	14	○	○	○	○	○								
	16	○	○	○	○	○	○							
	18	○	○	○	○	●	○							
	20	○	○	○	○	●	●	●						
	22	○	○	○	○									
	25	○	○	○	○	●	●	●	●	●				
	30	○	○	○	○	●	●	●	●	●				
	35	○	○	○	○	●	●	●	●	●				
	40	○	○	○	○	●	●	●	●	●	●	●	○	○
	45		○	○	○	●	●	●	●	●	●	●	○	○
	50		○	○	○	●	●	●	●	●	●	●	○	○
	55			○	○	●	●	●	●	●	●	●	○	○
	60			○	○	●	●	●	●	●	●	●	○	○
	65				○	●	●	●	●	●	●	●	○	○
	70				○	●	●	●	●	●	●	●	○	○
	75				○	●	●	●	●	●	●	●	○	○
	80				○	●	●	●	●	●	●	●	○	○
	90				○	●	●	●	●	●	●	●	○	○
	100				○	●	●	●	●	●	●	●	○	○
	110				○	●	●	●	●	●	●	●	○	○
	120				○	●	●	●	●	●	●	●	○	○
	130						●	●	●	●	●	●	○	○
	140						●	●	●	●	●	●	○	○
	150						●	●	●	●	●	●	○	○
	160						○	○	○	○	○	○	○	○
	180						○	○	○	○	○	○	○	○
	200						○	○	○	○	○	○	○	○
	220						○	○	○	○	○	○	○	○
	240						○	○	○	○	○	○	○	○
	260						○	○	○	○	○	○	○	○
	280						○	○	○	○	○	○	○	○
	300						○	○	○	○	○	○	○	○

● Pronto a magazzino ○ A richiesta

Vite testa cilindrica gambo rettificato
Shoulder screws

TCREI

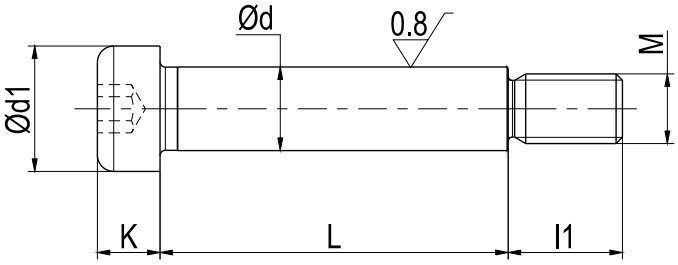

Classe: 12.9
ISO :7379
Resistenza al taglio: 730 N/mm2
Durezza: 38÷44 RC h9

COD TipodL

d		6	8	10	12	16	20	24
M		M5x0.8	M6x1	M8x1.25	M10x1.5	M12x1.75	M16x2	M20x2.5
d1		10	13	16	18	24	30	36
K		4.5	5.5	7	9	11	14	16
l1		9.5	11	13	16	18	22	27
S		3	4	5	6	8	10	12
L	10	•	•					
	12	•	•					
	16	•	•	•	•			
	20	•	•	•	•			
	25	•	•	•	•	•		
	30	•	•	•	•	•	•	
	35	•	•	•	•	•	•	
	40	•	•	•	•	•	•	•
	45	•	•	•	•	•	•	•
	50	•	•	•	•	•	•	•
	55	•	•	•	•	•	•	•
	60	•	•	•	•	•	•	•
	65	•	•	•	•	•	•	•
	70		•	•	•	•	•	•
	80		•	•	•	•	•	•
	90		•	•	•	•	•	•
	100		•	•	•	•	•	•
	120			•	•	•	•	•
	140					•	•	•
	160					•	•	•
	200					•	•	•

UGE

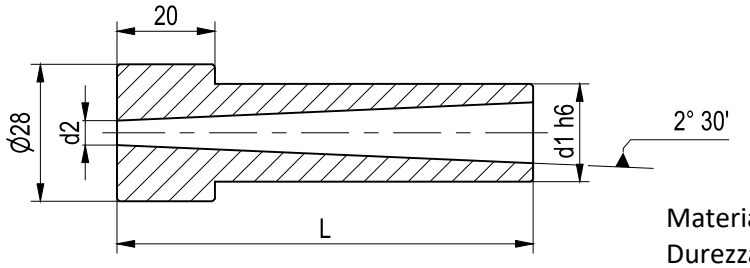

COD Tipod1L

Materiale: X37CrMoV51
Durezza Superficiale: HRc 50

d1	d2	L							
		50	65	75	85	95	105	115	130
14	3,5	•	•	•	•	•	•	•	•
14	4,5	•	•	•	•	•	•	•	•
18	3,5	•	•	•	•	•	•	•	•
18	4,5	•	•	•	•	•	•	•	•

ANE

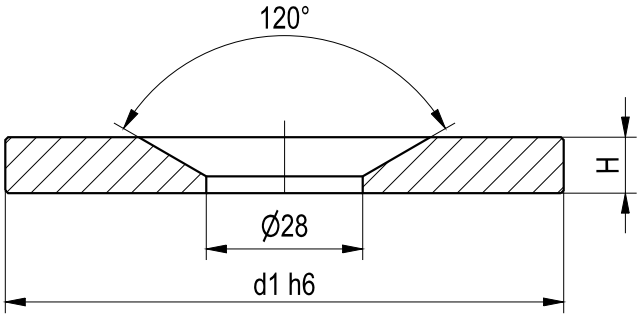

COD Tipod1H

Materiale: C45

H	d1							
	80	90	100	125	150	160	175	200
10	•	•	•	•	•	•	•	•
20	•	•	•	•	•	•	•	•

Centratori conici con testa
Locating unit, round with head

CCB

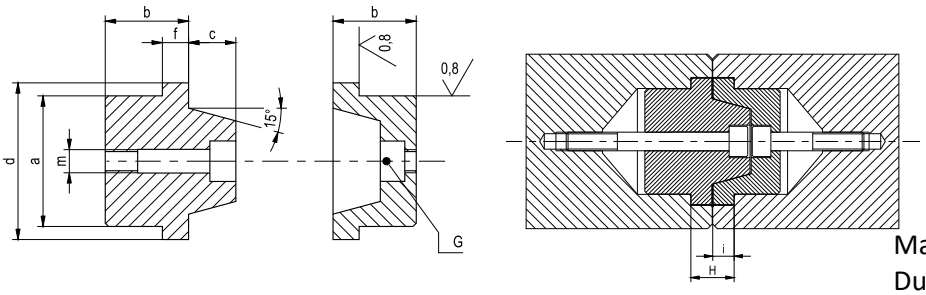

COD TipoDima

Materiale: 1.1731
Durezza : HRc 58÷60

Tipo\Dim.	a	b	c	d	f	G	m	h	i
CCB28	28 +0,02\+0,005	17,5 +0,2\0	10	34	5 +0,05\0	TCEI-M6	M8	10,5 +0,02\0	5,2 +0,02\0
CCB28L	28 +0,02\+0,005	25 +0,2\0	10	34	5 +0,05\0	TCEI-M6	M8	10,5 +0,02\0	5,2 +0,02\0
CCB40	40 +0,02\+0,005	25,5 +0,2\0	14,5	48	8 +0,05\0	TCEI-M8	M10	16,5 +0,02\0	8,2 +0,02\0
CCB40L	40 +0,02\+0,005	35,5 +0,2\0	14,5	48	8 +0,05\0	TCEI-M8	M10	16,5 +0,02\0	8,2 +0,02\0

Centratori conici
Locating unit, round

CCL

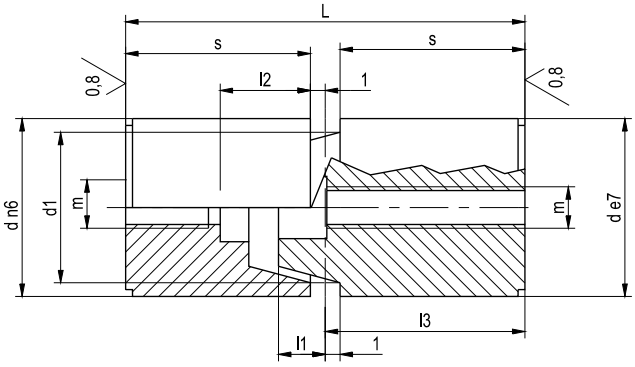

COD TipoDimd

Materiale: 1.1731
Durezza : HRc 58÷60

Tipo\Dim.	d	d1	m	l3	l	l1	l2	s
CCL16	16	11	M5		34	7	11	16
CCL20	20	14	M8	15	54	10	13	26
CCL25	25	18.5	M8	15	54	10	13	26
CCL26	26	18.5	M8	15	54	10	13	26
CCL30	30	23.5	M10	18	72	14	20	35
CCL32	32	23.5	M10	18	72	14	20	35
CCL40	40	33.5	M10	18	92	17	25	45
CCL42	42	33.5	M10	18	92	17	25	45

Blocco di centraggio
Inside tapered locks

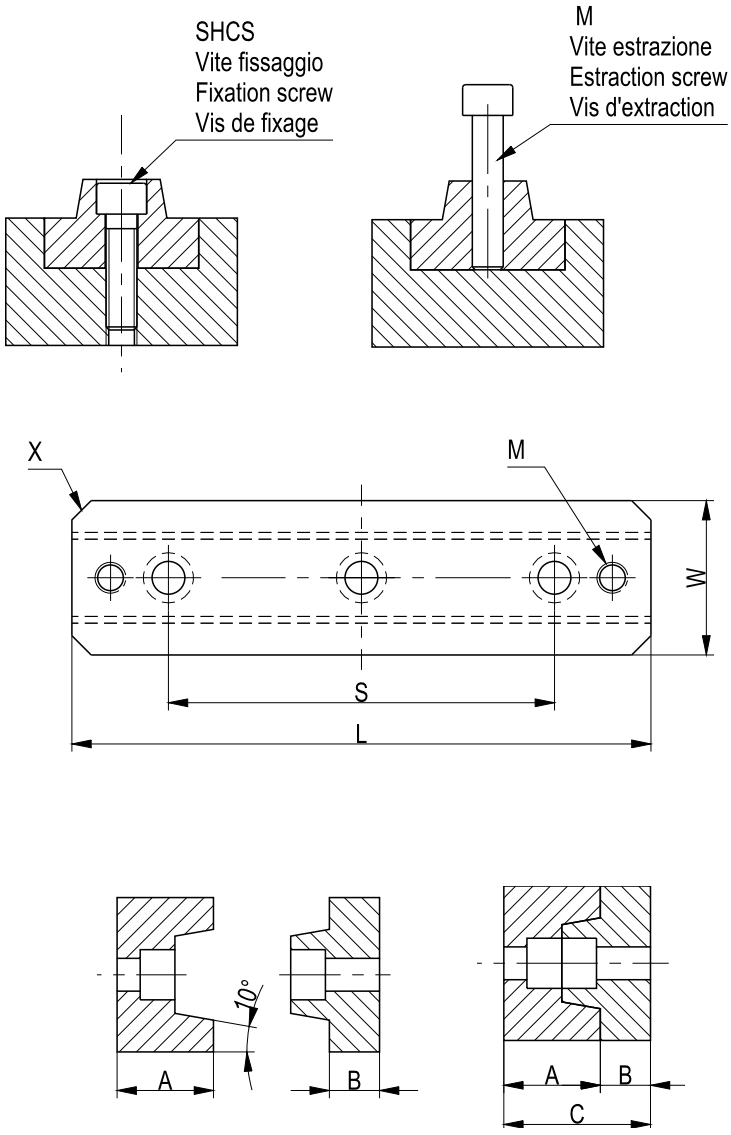

Materiale:
Acciaio 1.1625
Durezza:
HRC 58÷60

COD TipoW

W 0/-0,01	L 0/-0,1	A 0/-0,01	B 0/-0,01	C 0,03/0	S	X	M	SHCS
25	50	17,5	8	25.5		5	M5	M5
30	100	22	10	32	60	5	M6	M6
40	150	25	13	38	100	5	M8	M8

Bussole di espulsione temprate
Ejector sleeves hardened

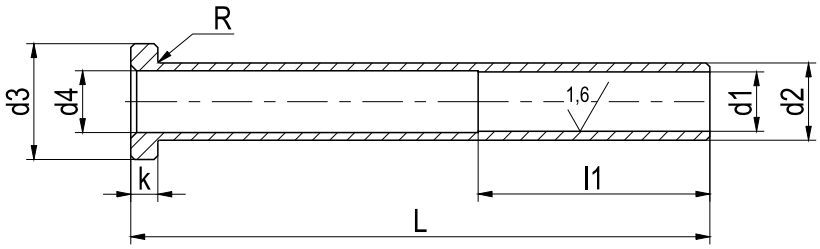

Materiale:
Acciaio: 1.2344
Durezza:
Gambo HRC 58÷60
Testa HRC 45±5
Esecuzione:
Temprati Rettificati

COD Tipod1L

d1 (H5)	d2 (g6)	d4	d3 (0/+0,2)	d3 (0/+0,2)	d3 (0/+0,2)	d3 (0/+0,2)	l (0 +0,2)							
							75	100	125	150	175	200	225	250
1,5	3	2	6	3	0,3	35	•	•	•	•				
1,6							•	•	•	•				
2	4	2,4	8				•	•	•	•	•	•	•	•
2,2		2,6					•	•	•	•	•	•	•	•
2,5	5	2,9	10				•	•	•	•	•	•	•	•
2,7		3					•	•	•	•	•	•	•	•
3		3,4				45	•	•	•	•	•	•	•	•
3,2		3,6					•	•	•	•	•	•	•	•
3,5	6	3,9	12	5	0,5		•	•	•	•	•	•	•	•
3,7		4					•	•	•	•	•	•	•	•
4		4,4					•	•	•	•	•	•	•	•
4,2	8	4,6	14				•	•	•	•	•	•	•	•
5		5,4					•	•	•	•	•	•	•	•
5,2		5,6					•	•	•	•	•	•	•	•
6	10	6,4	16				•	•	•	•	•	•	•	•
6,2		6,6					•	•	•	•	•	•	•	•
8	12	8,4	20	7	O,7		•	•	•	•	•	•	•	•
8,2		8,6					•	•	•	•	•	•	•	•
10	14	10,4	22				•	•	•	•	•	•	•	•
10,5		11					•	•	•	•	•	•	•	•
12	16	12,4					•	•	•	•	•	•	•	•
12,5		13					•	•	•	•	•	•	•	•

Datari per plastica e pressofusione
Daters for plastic and pressure die casting

DAF-B



DAF-B

Datario anno con freccia
Daters years arrow



DMAF-B

Datario mese anno con freccia
Daters years month arrow

IFA-B

Inserto anno con freccia
Insert years arrow



IF-B

Inserto con freccia
Insert arrow

Materiale:
Acciaio 1.4034
Acciaio 1.4112
Durezza:
HRC 5±2
Esecuzione:
Temprati

COD TipoD

D	DATARIO	INSERTO
6	DAF-B 6	IF-B 6
6	DMAF-B 6	IFA-B 6
8	DAF-B 8	IF-B 8
8	DMAF-B 8	IFA-B 8
10	DAF-B 10	IF-B 10
10	DMAF-B 10	IFA-B 10
12	DAF-B 12	IF-B 12
12	DMAF-B 12	IFA-B 12
16	DAF-B 16	IF-B 16
16	DMAF-B 16	IFA-B 16
20	DAF-B 20	IF-B 20
20	DMAF-B 20	IFA-B 20

SEDE INSTALLAZIONE

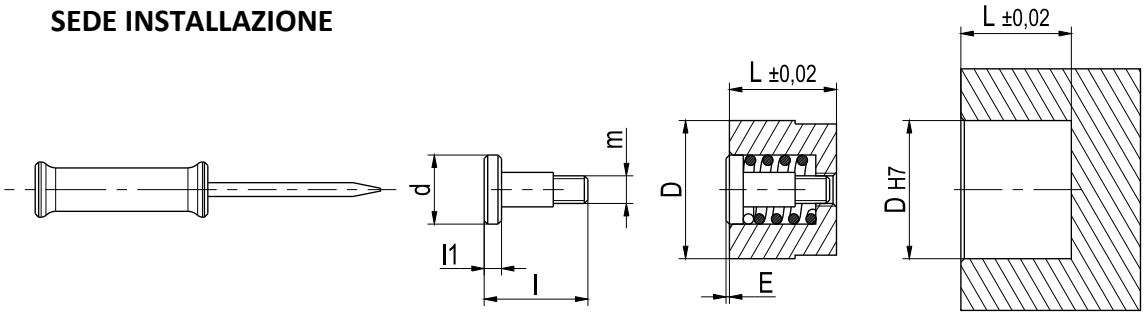

DIMENSIONI							
INSERTO	d	m	l1	l	D	E	L
Ø 6	3.1	1,6 x 0.20	1.5	7	6	0.20	8
Ø 8	4.1	2.3 x 0.25	2	9	8	0.25	10
Ø 10	5	2.5 x 0.35	2	11	10	0.35	12
Ø 12	6	3 x 0.35	2.5	13	12	0.35	14
Ø 16	8	4 x 0.35	2.5	13	16	0.35	14
Ø 20	10	4 x 0.35	2.5	15	20	0.35	16

Sostituzione inserto datario:
Tramite la freccia, ruotando in senso orario, si cambia la data.
Ruotando la freccia in senso antiorario, si estrae l'inserto dal corpo.
Caratteristiche tecniche:
I nostri datari sono costruiti per stampi ad iniezione e pressofusione.
La cura nell'esecuzione dei numeri garantisce una chiara leggibilità.

Replacement of data insert:
Turning clockwise changes the date
Turning counterclockwise changes date extracts the insert
Technical features:
The daters are made for plastic moulds and light alloy die-casting,
The care in the execution of the numbers guarantees clear readability

Datari per plastica e pressofusione
Daters for plastic and pressure die casting



DAF

Datario anno con freccia

Daters years arrow



DMAF

Datario mese anno con freccia

Daters years month arrow

IFA

Inserto anno con freccia

Insert years arrow



IF

Inserto con freccia

Insert arrow

Materiale:
Acciaio 1.4034
Acciaio 1.4112
Durezza:
HRC 5±2
Esecuzione:
Temprati

COD TipoD

D	DATARIO	INSERTO
6	DAF6	IF6
6	DMAF6	IFA6
8	DAF8	IF8
8	DMAF8	IFA8
10	DAF10	IF10
10	DMAF10	IFA10
12	DAF12	IF12
12	DMAF12	IFA12
16	DAF16	IF16
16	DMAF16	IFA16
20	DAF20	IF20
20	DMAF20	IFA20

SEDE INSTALLAZIONE

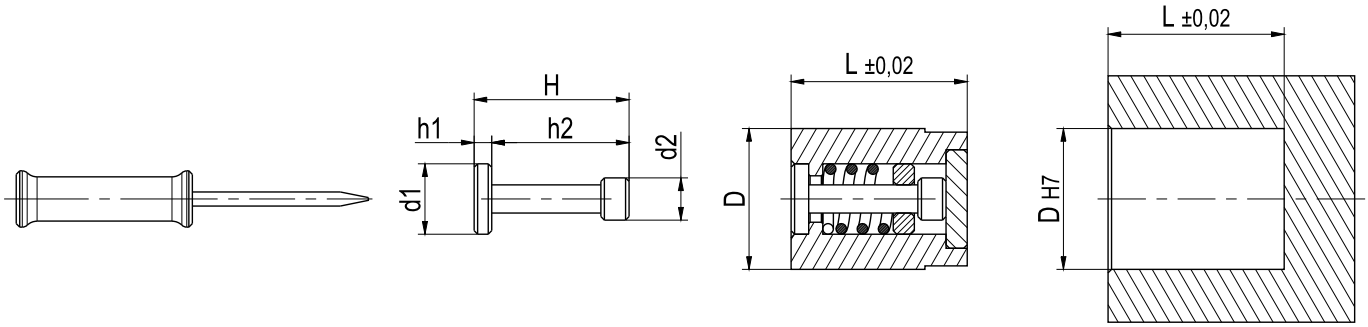

DIMENSIONI							
INSERTO	**d1**	**d2**	**H**	**h1**	**h2**	**D**	**L**
Ø 6	3.5	1.5	11	2.5	8.5	6	14
Ø 8	4.5	2	14	2.5	11.5	8	17
Ø 10	5.5	2.5	16	3	13	10	20
Ø 12	6.5	2.8	17	3	14	12	22
Ø 16	9	5	22	5	17	16	27
Ø 20	10.5	5	30	6	24	20	36

Sostituzione inserto datario:
Tramite la freccia, ruotando, si cambia la data.
Caratteristiche tecniche:
I nostri datari sono costruiti per stampi ad iniezione e pressofusione.
La cura nell'esecuzione dei numeri garantisce una chiara leggibilità.

Replacement of data insert:
Turning clock changes the date
Technical features:
The daters are made for plastic moulds and light alloy die-casting,
the care in the execution of the numbers guarantees clear readability

GOLF-OR

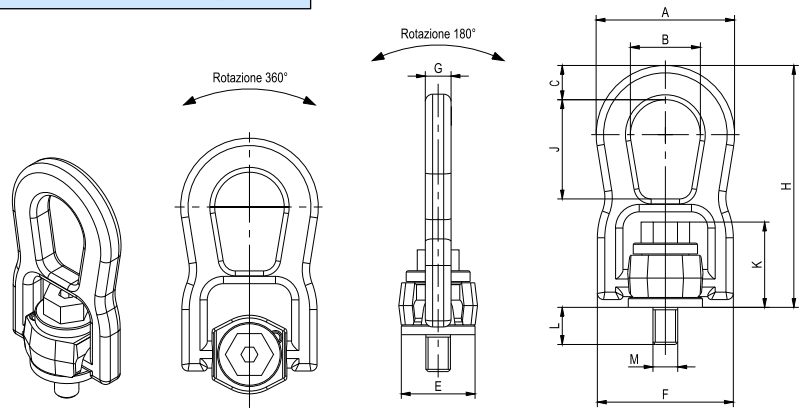

Golfare girevole con snodo
Heavy lift swivel hoist ring

Acciaio anello: 1.6541
Vite Classe: 12.9

COD TipoMisura

Misura (mm)	W.L.L. (t)	A (mm)	B (mm)	C (mm)	E (mm)	F (mm)	G (mm)	H (mm)	J (mm)	K (mm)	L (mm)	CH (mm)	Ch (mm)	Peso (mm)
M8	0.3	56	28	14	30	55	11	99	40	33.5	12	13	5	0.375
M10	0.6	56	28	14	30	55	11	99	40	34.5	15	17	6	0.375
M12	1	56	28	14	30	55	11	99	40	35.5	18	19	7	0.375
M14	1.3	74.5	38	18	47	78	17	135.5	55	46	21	22	7	1.3
M16	1.6	74.5	38	18	47	78	17	135.5	55	46.5	25	24	10	1.3
M18	2	74.5	38	18	47	78	17	135.5	55	47	27	27	10	1.3
M20	2.5	74.5	38	18	47	78	17	135.5	55	48	30	30	12	1.3
M22	3	106	56	25	62	114.5	22	198.	84	63.5	33	32	12	4
M24	4	106	56	25	62	114.5	22	198.5	84	64.5	36	36	14	4
M27	5	106	56	25	62	114.5	22	198.5	84	66.5	40	41	14	4
M30	6.5	106	56	25	62	114.5	22	198.5	84	68	45	46	17	4

GOLF-GR

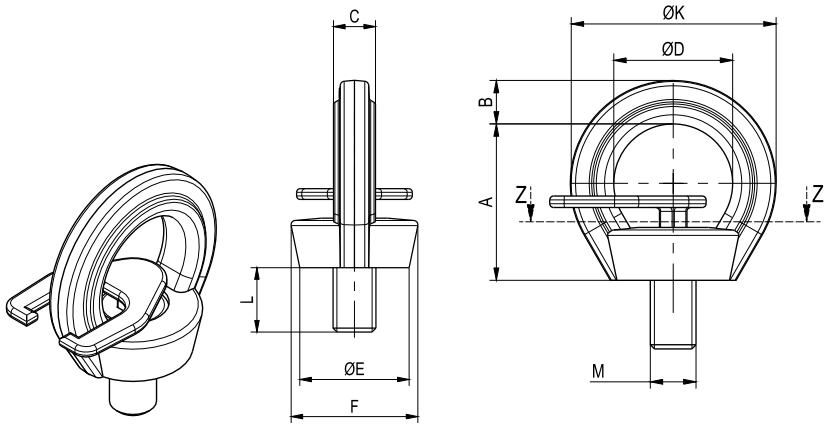

Golfare girevole HT
Rotating eyebolt HT

Acciaio anello: 1.6541
Vite Classe: 12.9

COD TipoMisura

Misura (mm)	W.L.L. (mm)	A (mm)	B (mm)	C (mm)	D (Ømm)	E (Ømm)	F (mm)	K (Ømm)	L (mm)	CH (mm)	Peso (kg)
M6	0.1	27	9.5	7	20	23	27.7	37	9	6	0.08
M8	0.3	33.7	10	9.8	25	25.5	30	46	12	6	0.12
M10	0.4	33.7	10	9.8	25	25.5	30	46	15	6	0.12
M12	0.75	41.5	12.5	11.5	30	30.6	36.5	55.5	18	8	0.2
M14	0.75	41.5	12.5	11.5	30	30.6	36.5	55.5	18	8	0.2
M16	1.5	49.5	14.5	15.7	35	36.5	42	64.5	24	10	0.35
M18	1.5	49.5	14.5	15.7	35	36.5	42	64.5	24	10	0.35
M20	2.3	58	16	18	40	42	52.5	74.5	30	12	0.6
M22	2.3	58	16	18	40	42	52.5	74.5	30	12	0.6
M24	3.2	69	20.5	22	49	50	61	90	36	12	1
M27	3.2	69	20.5	22	49	50	61	90	36	12	1
M30	4.5	86	25.5	28	60	66	75	111	45	17	2
M33	4.5	86	25.5	28	60	66	75	111	45	17	2
M36	7	105	32	30	74	77	96.5	135	55	22	3.4
M42	9	118	38	37	82	87	110	158	65	24	5.7
M48	12	137	43	38	95	102	124.5	180	72	27	8.5

Dispositivo automatico estrazione e ritorno tavolino
Automatic lifting-return device

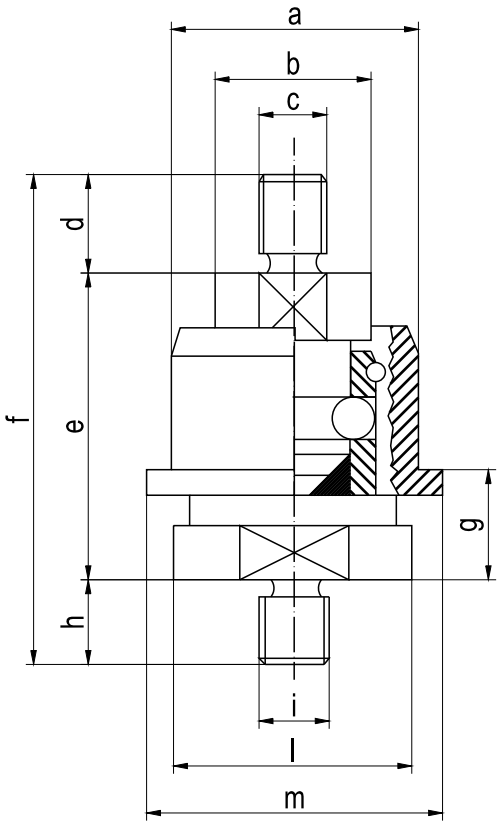

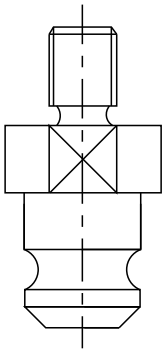

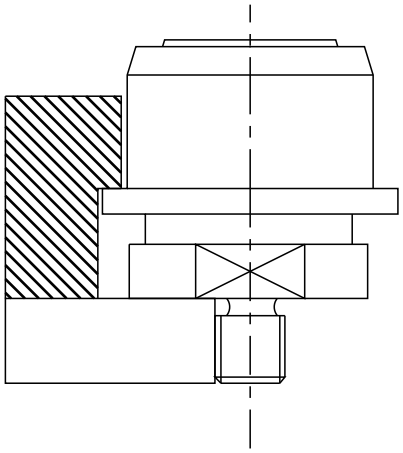

COD Tipo

Tipo	a	b	c	d	e	f	g	h	i	l	m
AG\S1	39	26	M10x1,5 M12x1,75 M14x2	20	49,5	84,5	Min 13	15	M16x1,5	38	48
AG\S2	56	35	M16x2 M18x2,5 M20x2,5	25	66,5	109,5	Min 19	18	M16x1,5 M18x1,5 M20x1,5	52	65

Dispositivo aggancio-sgancio regolabile con fermo piastra
Adjustable device for coupling and uncoupling with plate retainer

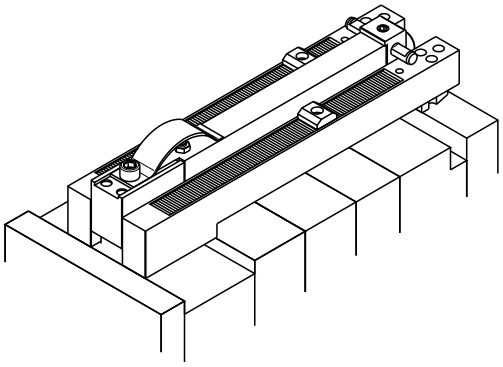

- Chiuso
- Closed

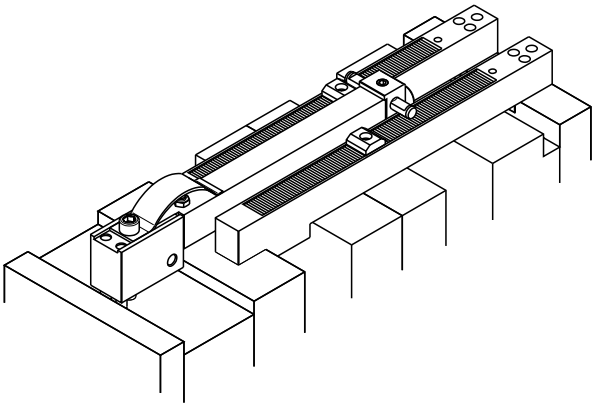

1

- Apertura
- Opening

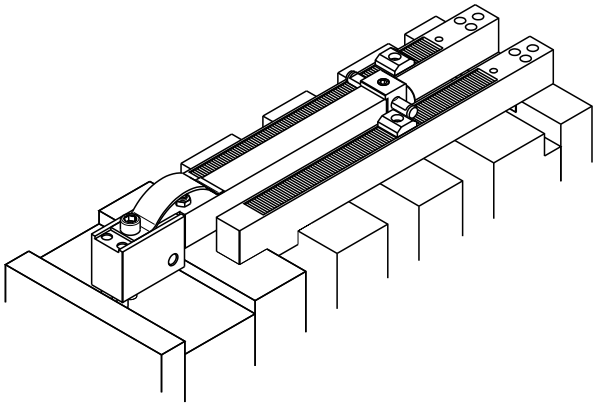

2

- Apertura
- Opening

CONFEZIONI STANDARD-STANDARD BOXES		
AG-SG-140R	n. 2 L 90/1	n. 2 B 90/1
AG-SG-200R	n. 2 L 90/2	n. 2 B 90/2
AG-SG-250R	n. 2 L 90/3	n. 2 B 90/6
AG-SG-140B	n. 2 L 90/1bis	n. 2 B 90/1
AG-SG-200F	n. 2 L 90/2	n. 2 B 90/3
AG-SG-250F	n. 2 L 90/3	n. 2 B 90/4
AG-SG-300F	n. 2 L 90/4	n. 2 B 90/5
AG-SG-400F	n. 2 L 91	n. 2 B 91

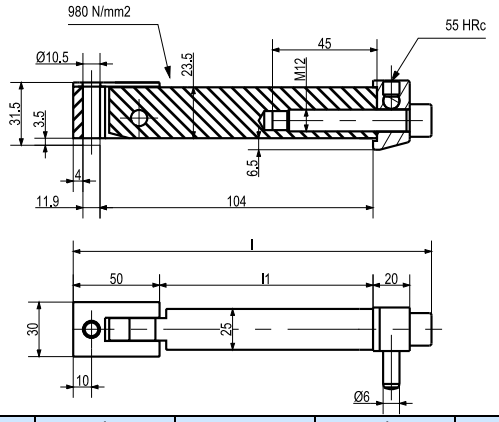

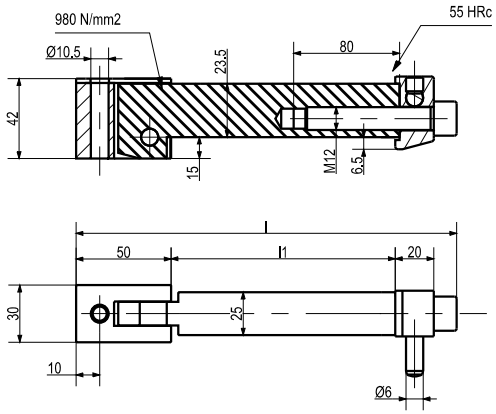

l1	l	Tipo	Codice		l1	l	Tipo	Codice	
70	152	1	L90/1		170	252	2	L90/2	
					220	302	3	L90/3	
					270	352	4	L90/4	
					90	172	1bis	L90/1bis	

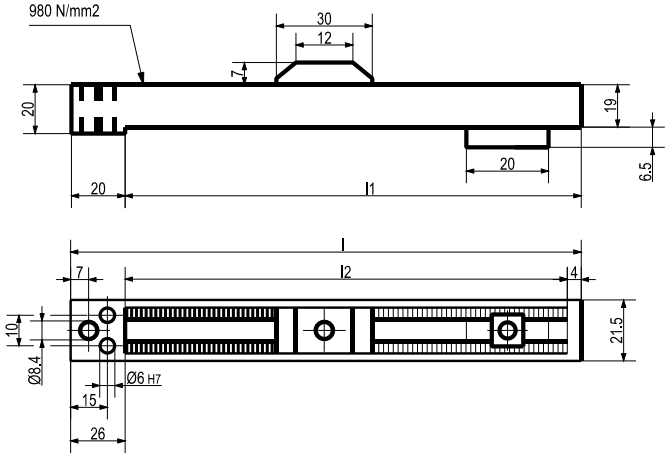

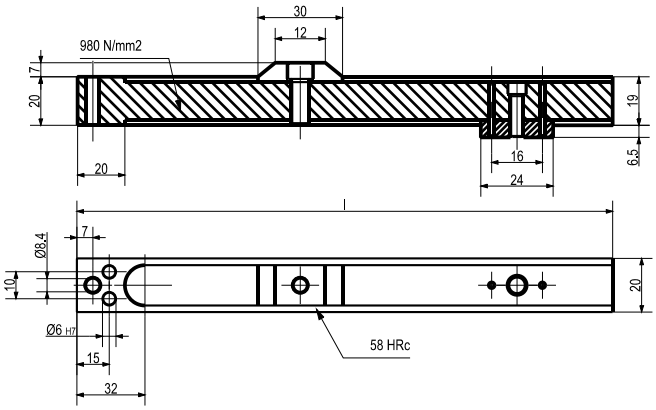

l2	l1	l	Tipo	Codice	l	Tipo	Codice		
110	120	140	1	B90/1	200	3	B 90/3		
174	184	204	2	B90/2	250	4	B 90/4		
220	230	250	6	B90/6	300	5	B 90/5		

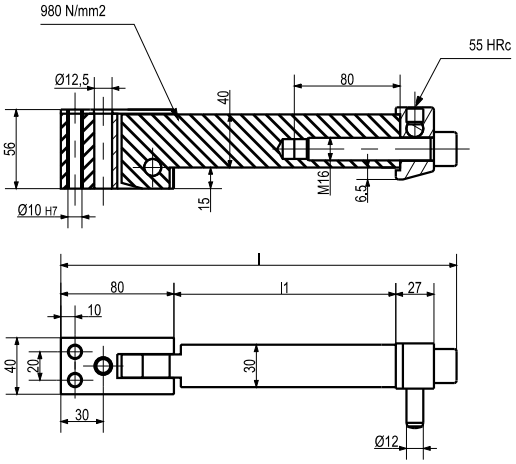

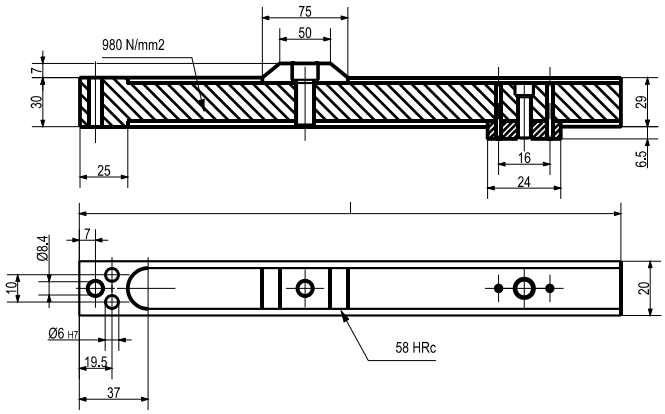

l1	l	Tipo	Codice		l	Tipo	Codice		
256	379	5	L91		396	7	B 91		

Condizioni generali di vendita
L'ordinazione di materiale implica da parte dell'acquirentela sua completa adesione alle presenti Condizioni Generali di Vendita:
Spedizione
La merce si intende resa franco Ns. fabbrica e viaggia sempre in ogni caso ad esclusivo rischio e pericolo del Cliente anche se spedita a porto franco.
Termini di consegna
Sono sempre approssimativi, i giorni si intendono lavorativi e decorrenti dalla data della Ns accettazione ordine.
Reclami
Devono essere comunicati con mail, fax o lettera entro 8 giorni dal ricevimento merce.
Garanzia
La garanzia è limitata alla sostituzione gratuita del pezzo da noi riconosciuto difettoso. Essanon si applica ai prodotti che presentano manomissioni o errato impiego.
Pagamenti e riserva di proprietà
I pagamenti dovranno essere fatti presso la Ns sede. Nel caso di ritardati pagamenti verranno conteggiati interessi bancari dalla scadenza alla data dell'effettivo pagamento. La merce si intende di proprietà TVMP srl finchè la fattura non è stata totalmente pagata.L'acquirente resta ugualmente, dopo la consegna, il solo responsabile di qualsiasi danno dovesse accadere a suddetta merce.
La TVMP srl si riserva la facoltà di apportare alla sua produzione eventuali modifiche ritenute necessarie, allo scopo di migliorare la qualità del prodotto.
Ogni diritto di riproduzione è riservato a TVMP srl
Per qualsiasi controversia Foro competente è quello di Piacenza.

General terms and conditions of sale
By sending the order, the Customer signifies full acceptance of the following General Terms and Conditions of Sale:
Shipment
The goods shall be sent ex works and, even if sold carriage paid, always travel at the exclusive risk of the Customer
Delivery Terms
The delivery terms are not binding but indicative and shall always be subject to any unforeseen circumstances. They are calculated by working days, starting from the acceptance date of the order by us.
Complaints
Any complaints must be sent in writing by email, fax or letter within 8 days from receipt of the goods
Warranty
The warranty is limited to replacement of the part we recognise to be defective free of charge. It does not apply to products that show evidence of tampering, even due to misuse.
Payments and retention of title
Payments must be made to the Supplier’s address, and the Customer shall bear the risk of sending the amounts due, regardless of the chosen/agreed method. In the event of delayed payments, the Supplier is entitled to apply default interest at the rate established by current law. The goods shall be understood to be owned by TVMP srl until the agreed price has been paid in full. After delivery, the buyer shall however remain solely liable for any damage to the goods.

TVMP reserves the right to make any changes it deems necessary to its production, for the purpose of improving product quality.
All copyrights are reserved to TVMP srl.
The Court of Piacenza shall have jurisdiction over any dispute.